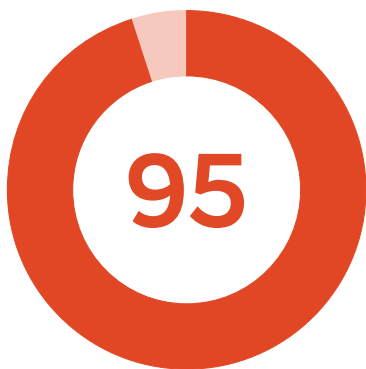


Percentage of employed grads who are in a field congruent with their interests

## \$58,905

Average annual salary of full-time U.S. employees

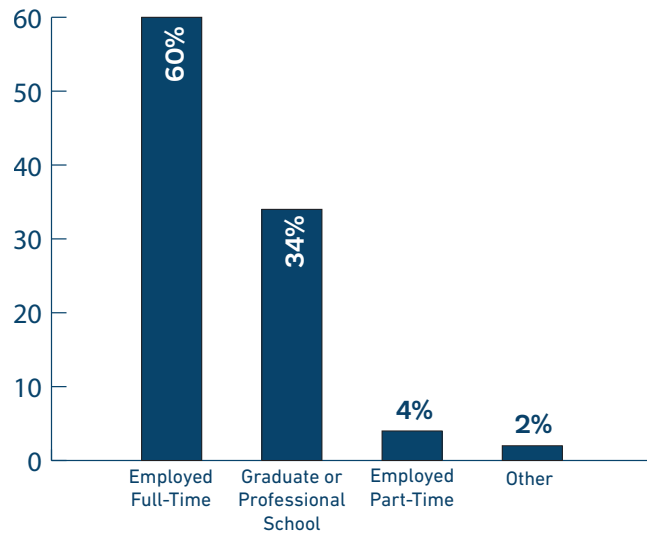


Percentage of grads who are very satisfied or satisfied with their Macalester education

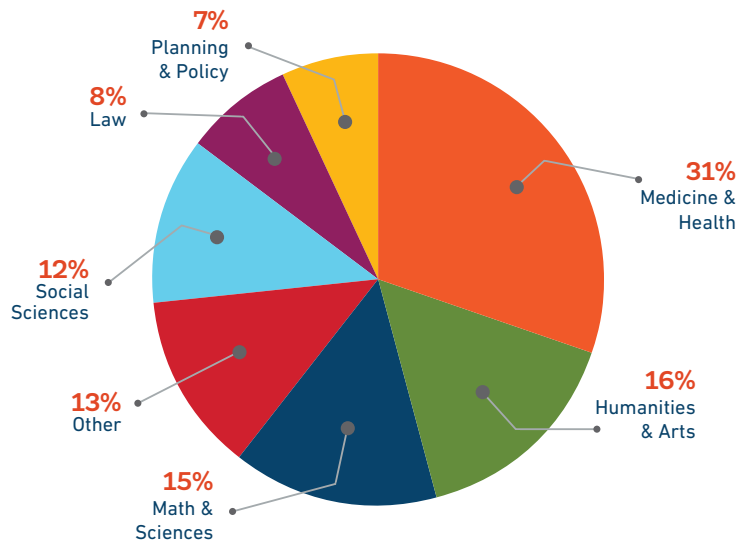
Spring 2018 survey of 2014 grads (response rate = 58%). Use of whole numbers results in some rounding errors. Office of Institutional Research



## PRIMARY STATUS OF 2014 GRADUATES IN SPRING 2018



## GRADUATE PROGRAMS BY FIELD



## AREAS IN WHICH 2014 GRADUATES ARE EMPLOYED

