



World Health Organization

Working for health



WHO Mission Statement

- The attainment by all peoples the highest possible level of health

What is health?

- A state of complete physical, mental and social well-being and not merely the absence of disease or infirmity



Figure 1. Global health architecture milestones, 1990-2012

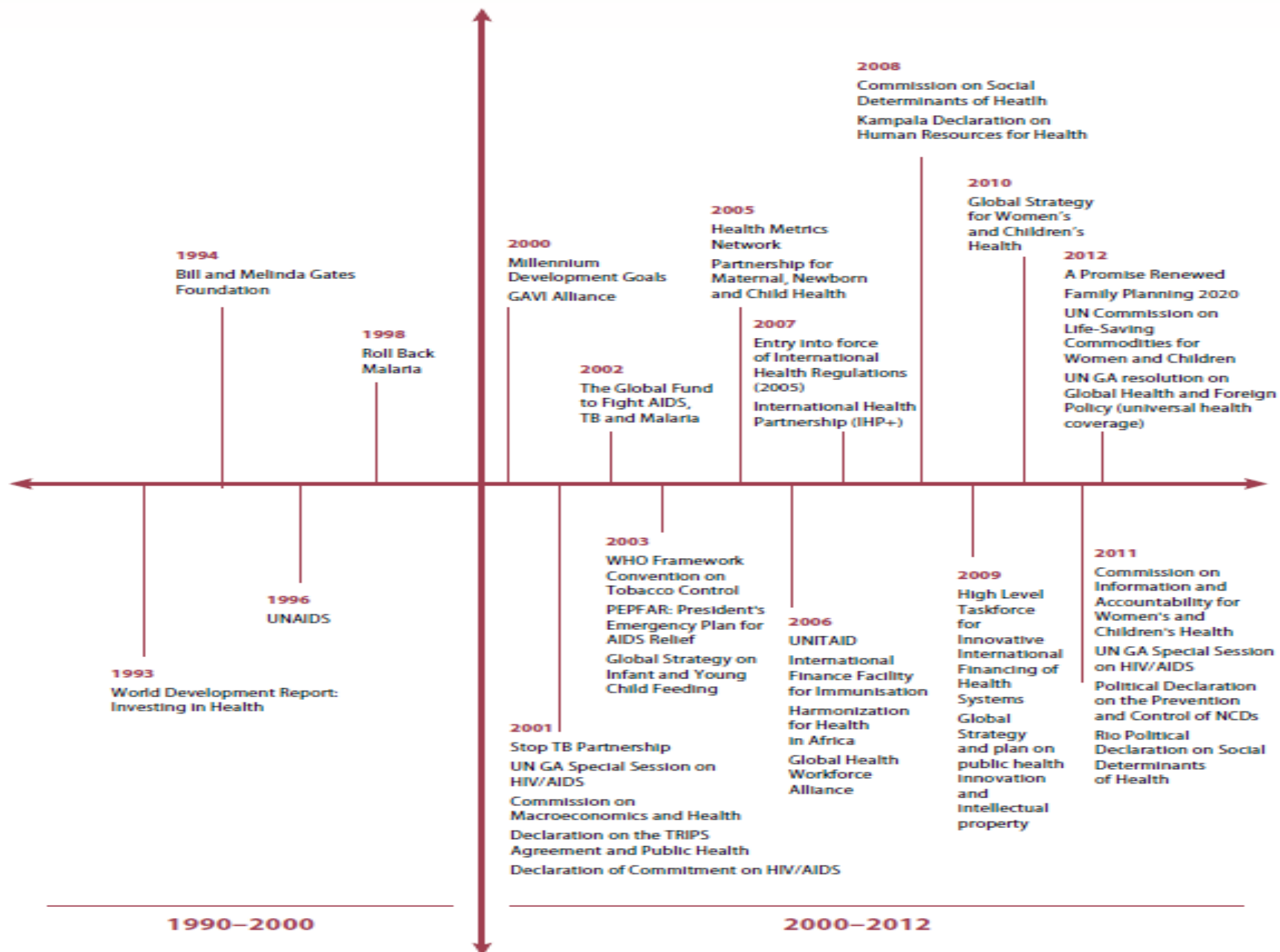
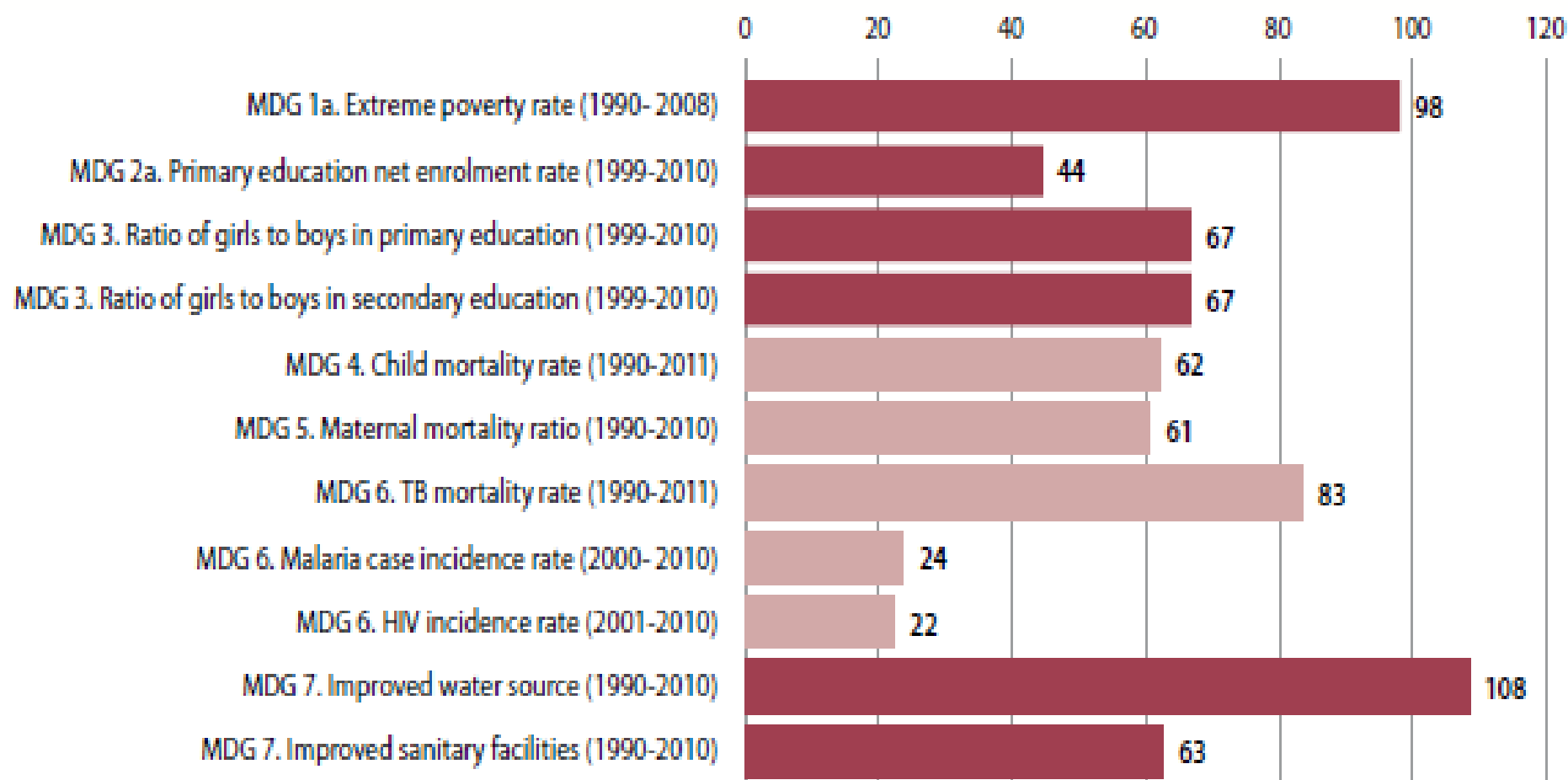


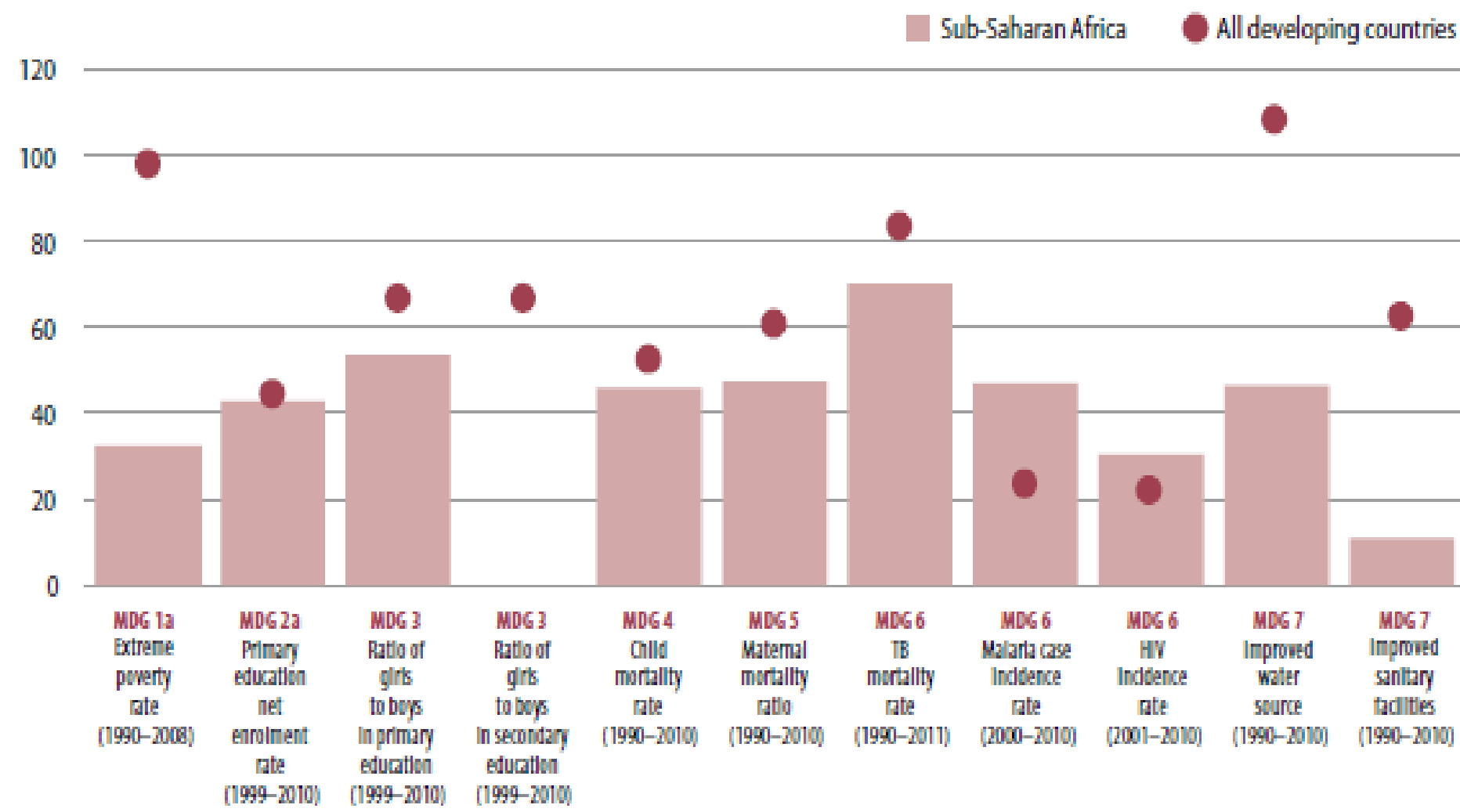
Figure 2. Percentage Improvement In relation to MDG targets for selected indicators in developing countries (100% means target is met)



Note: The following targets were used: MDGs 1, 6 (TB), and 7: halve the rate; MDG 2a: 100%; MDG 3: 1; MDG 4: reduce by 2/3; MDGs 5 and 6 (malaria): reduce by 3/4; MDG 6 (HIV): zero incidence (the target of "halt or reverse the epidemic" was fully met).

Source: UN Statistical Division. *The Millennium Development Report 2012*. New York, 2012; WHO. *World Health Statistics 2013*. Forthcoming.

Figure 3. Percentage Improvement in relation to MDG targets for selected indicators (100% means target is met) in sub-Saharan Africa and all developing countries




Note: The following targets were used: MDGs 1, 6 (TB), and 7: halve the rate; MDG 2a: 100%; MDG 3: 1; MDG 4: reduce by 2/3; MDGs 5 and 6 (malaria): reduce by 3/4; MDG 6 (HIV): zero incidence (the target of “halt or reverse the epidemic” was fully met).

Source: UN Statistical Division. *The Millennium Development Report 2012*. New York, 2012; WHO. *World Health Statistics 2013*. Forthcoming.

Health-related MDGs – global progress

- MDG1 Underweight
- MDG 4 Child mortality
 - Measles immunization
- MDG 5 Maternal mortality
 - Skilled birth attendant
 - Contraceptive prevalence
- MDG 6 HIV/AIDS incidence
 - Tuberculosis treatment success
 - Malaria impact
- MDG 7 Safe water
 - Sanitation
- MDG 8 Essential medicines



Lessons learned

- Seen the power of goals through the MDGs
 - The number of deaths of children under five years old fell from 12 million in 1990 to 6.9 million in 2011
 - The percentage of underweight children under five years old dropped from 28% in 1990 to 17% in 2011
 - Globally new HIV infections declined by 24 % between 2001 and 2011
 - At the end of 2012, about 10 million people had access to antiretroviral therapy
 - Maternal mortality declined from an estimated 543,000 in 1990 to 287,000 in 2010
- Has to be an inclusive process
- Important to have a limited number of goals



Ten leading causes of burden of disease

2004 Disease or injury	As % of total DALYs	Rank		Rank	As % of total DALYs	2030 Disease or injury
Lower respiratory infections	6.2	1	→	1	6.2	Unipolar depressive disorders
Diarrhoeal diseases	4.8	2	→	2	5.5	Ischaemic heart disease
Unipolar depressive disorders	4.3	3	→	3	4.9	Road traffic accidents
Ischaemic heart disease	4.1	4	→	4	4.3	Cerebrovascular disease
HIV/AIDS	3.8	5	→	5	3.8	COPD
Cerebrovascular disease	3.1	6	→	6	3.2	Lower respiratory infections
Prematurity and low birth weight	2.9	7	→	7	2.9	Hearing loss, adult onset
Birth asphyxia and birth trauma	2.7	8	→	8	2.7	Refractive errors
Road traffic accidents	2.7	9	→	9	2.5	HIV/AIDS
Neonatal infections and other ^a	2.7	10	→	10	2.3	Diabetes mellitus
COPD	2.0	13	→	11	1.9	Neonatal infections and other ^a
Refractive errors	1.8	14	→	12	1.9	Prematurity and low birth weight
Hearing loss, adult onset	1.8	15	→	15	1.9	Birth asphyxia and birth trauma
Diabetes mellitus	1.3	19	→	18	1.6	Diarrhoeal diseases

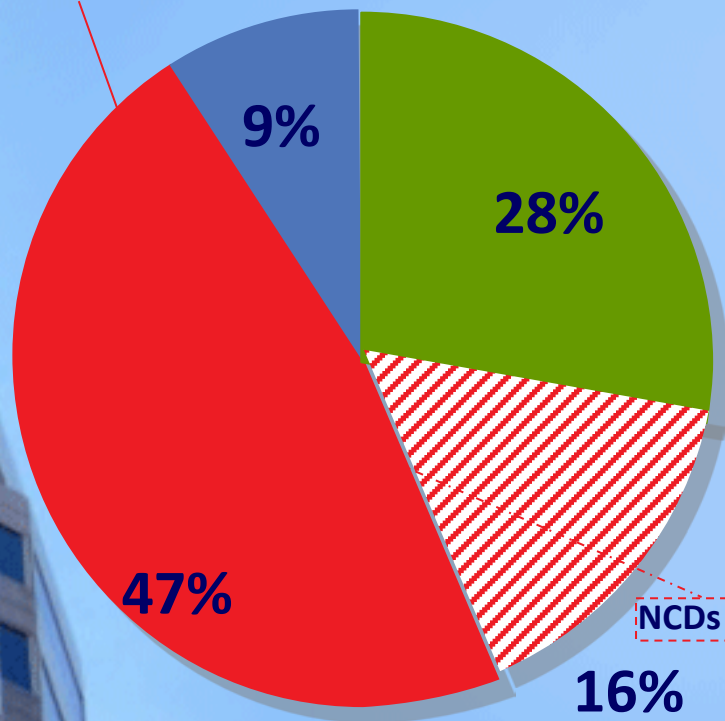
Source : The global burden of disease: 2004 update



Noncommunicable Diseases (NCDs)

The rapidly increasing burden in developing countries

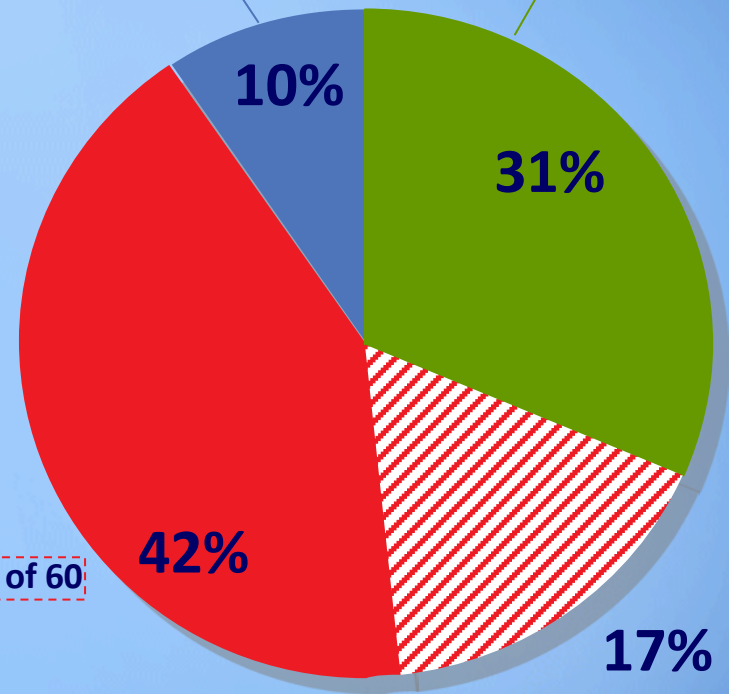
NCDs after the age of 60



Global deaths (2008)

injuries

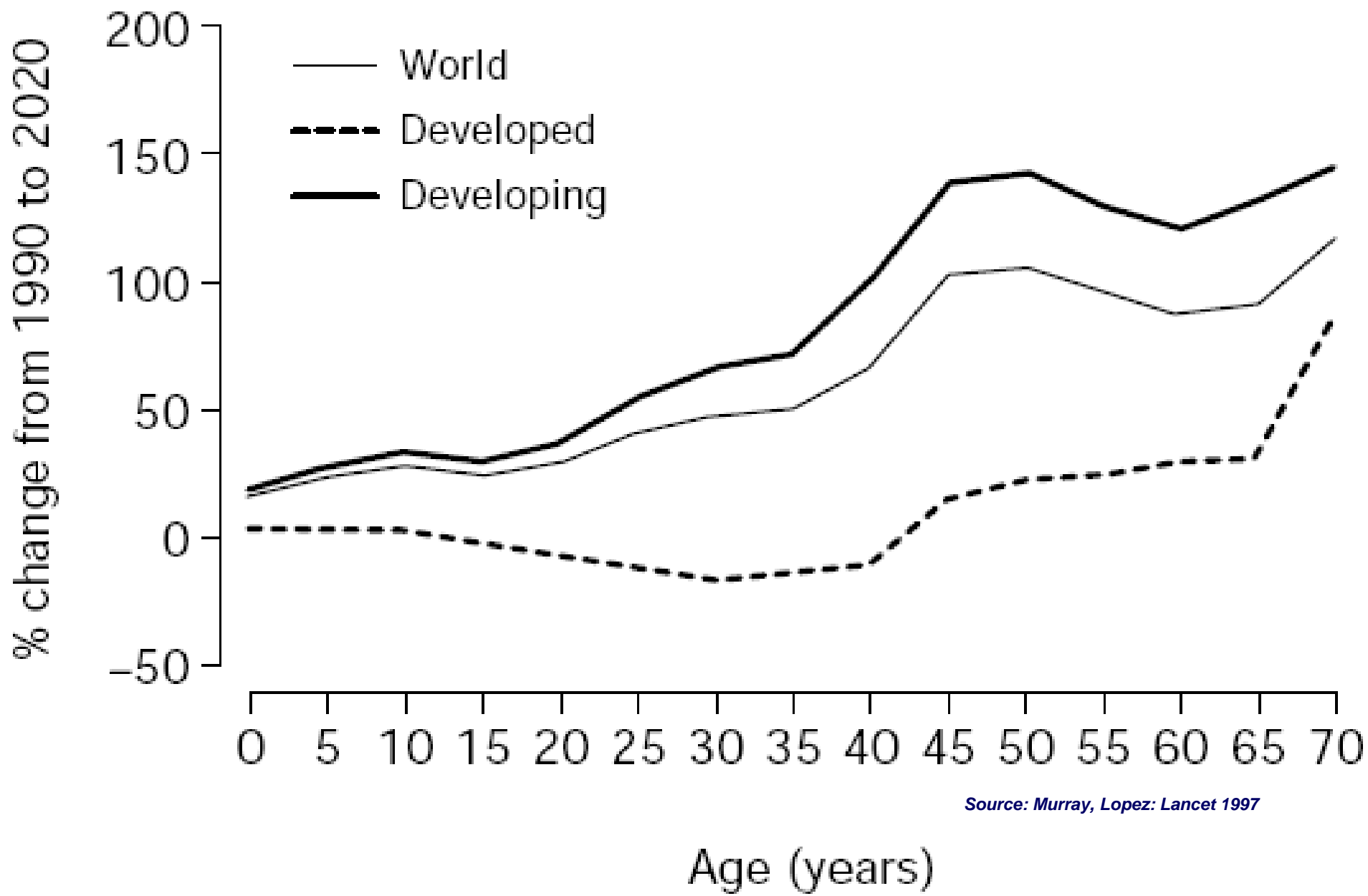
communicable diseases, maternal, perinatal and nutritional conditions



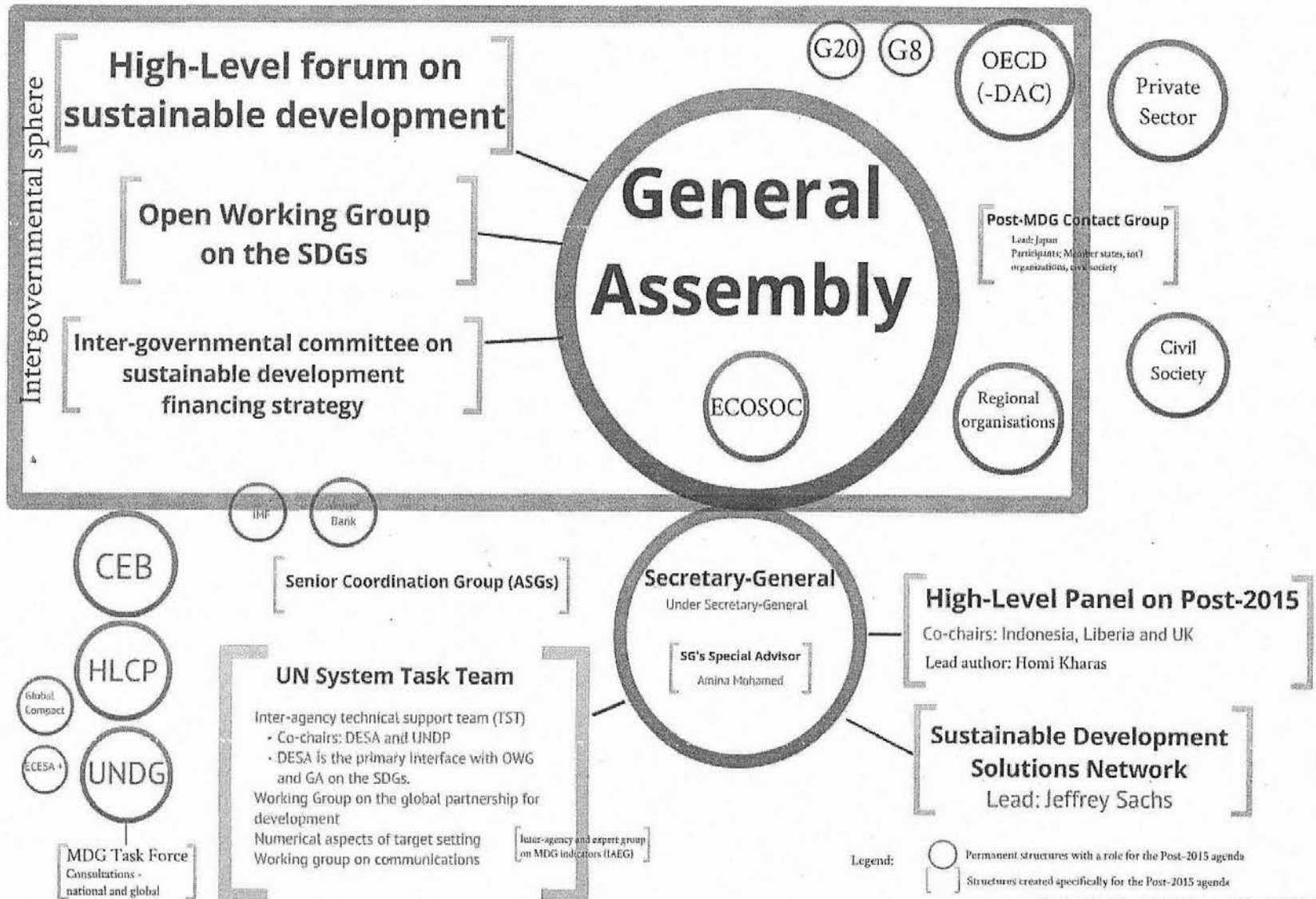
Deaths in low- and middle-income countries only (2008)



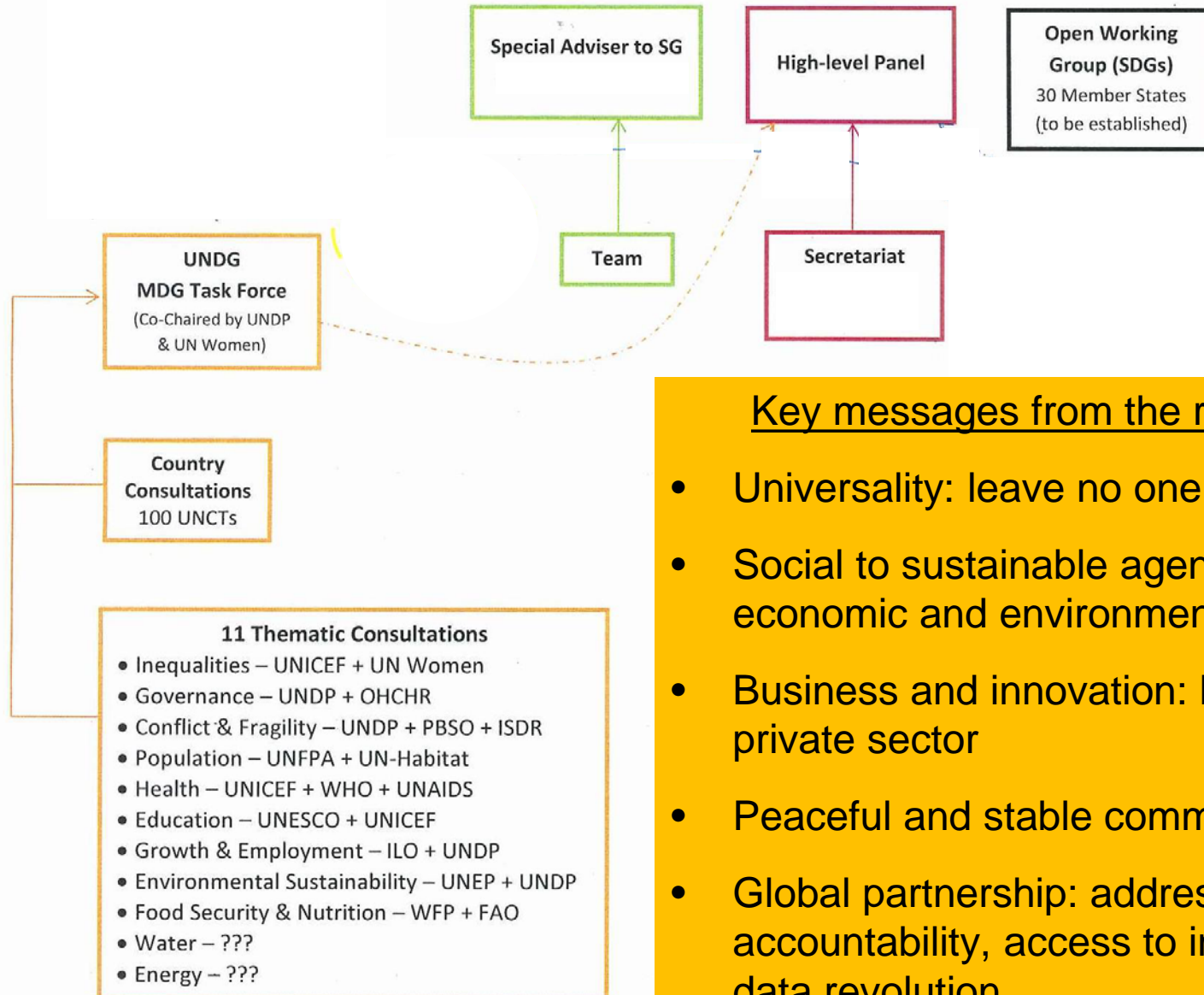
Projected change in global population by age from 1990 to 2020



Map of Actors in the Post-2015 Agenda



Mapping Post-2015 Processes in the UN

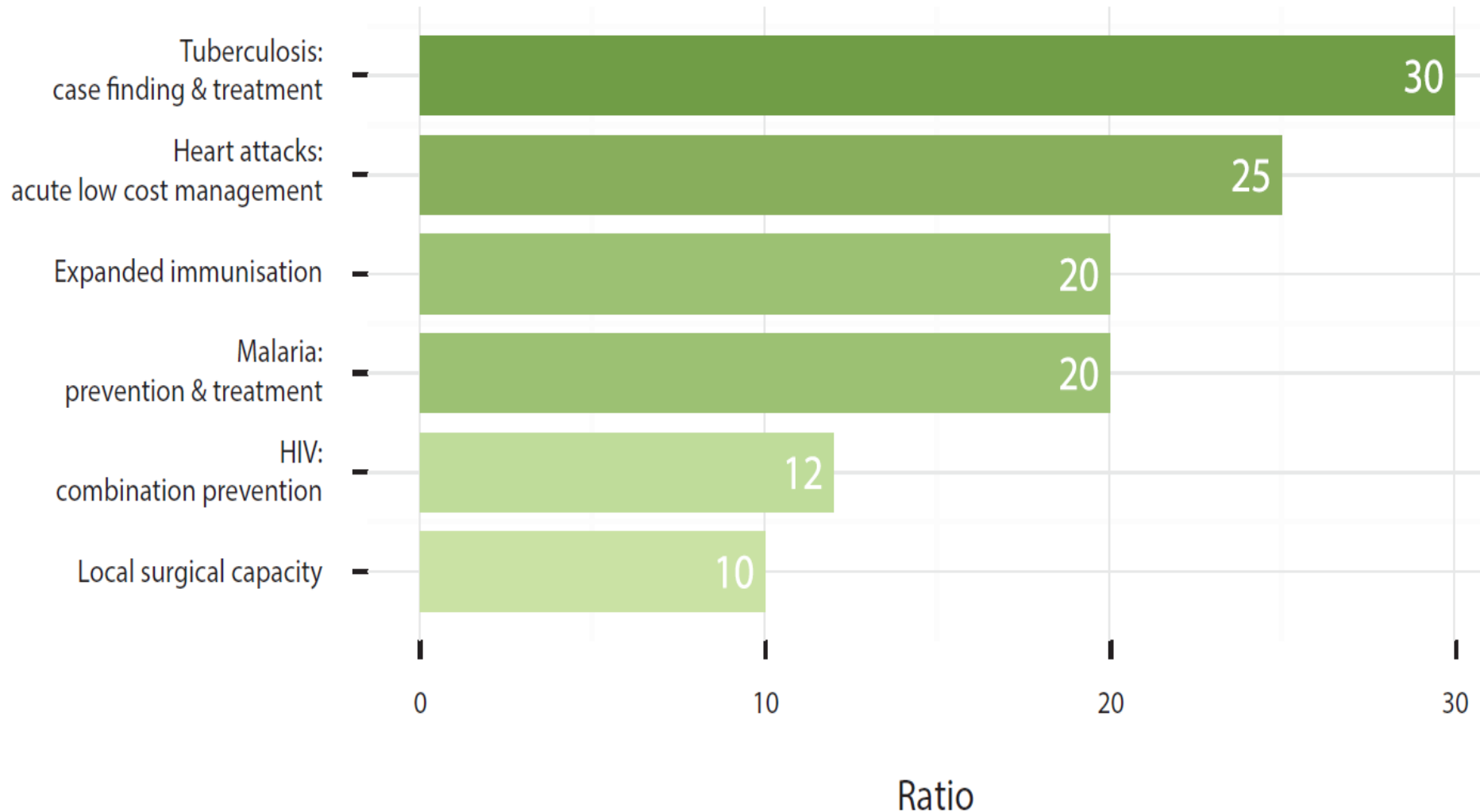


Key messages from the reports

- Universality: leave no one behind
- Social to sustainable agenda: social, economic and environmental action
- Business and innovation: harness the private sector
- Peaceful and stable communities
- Global partnership: address inequalities, accountability, access to information, data revolution

Benefits of investing in health - \$1 spent generates up to \$30 in improved health

Health Solutions are Affordable and Available



Key health message from the HLP report - Ensure Healthy lives

- End preventable infant and under-5 deaths
- Increase by x% the proportion of children, adolescents, at-risk adults and older people that are fully vaccinated
- Decrease the maternal mortality ration to no more than x per 100,000
- Ensure universal sexual and reproductive health rights
- Reduce the burden of disease from HIV/AIDS, TB, Malaria, neglected tropical diseases and priority non-communicable diseases



The Future

- Accelerate work on the current MDGs
- Global health agenda has broadened
 - 1.8 billion adolescents
 - Ageing population
 - Challenge of Non-communicable diseases
- The need to maximize health at all stages
- The need for a single over-arching health goal
- Universal health coverage: access to all services when needed at an affordable cost
- Health is not only a contributor to and a beneficiary of sustainable development, it is an excellent way of measuring progress

