

Mac's First-Year Student Snapshot

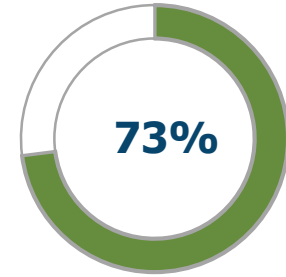
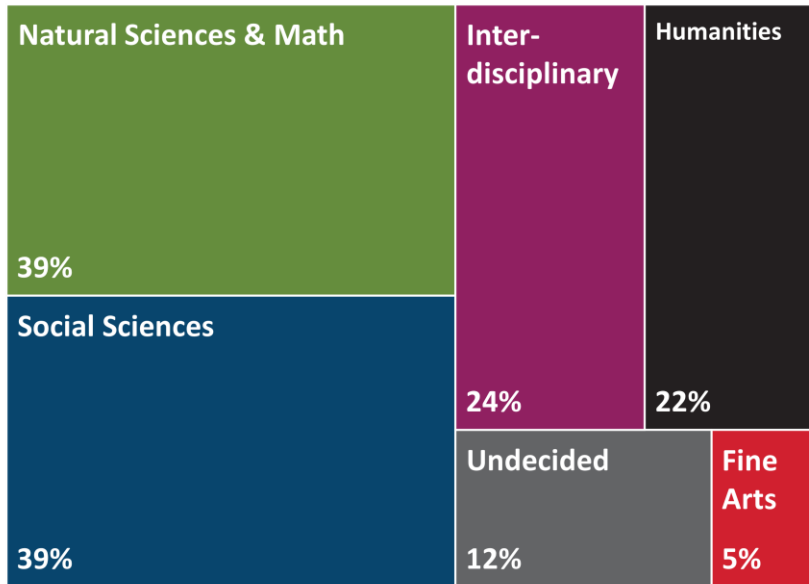
2018 First-Year Survey Results

Office of Institutional Research



MACALESTER

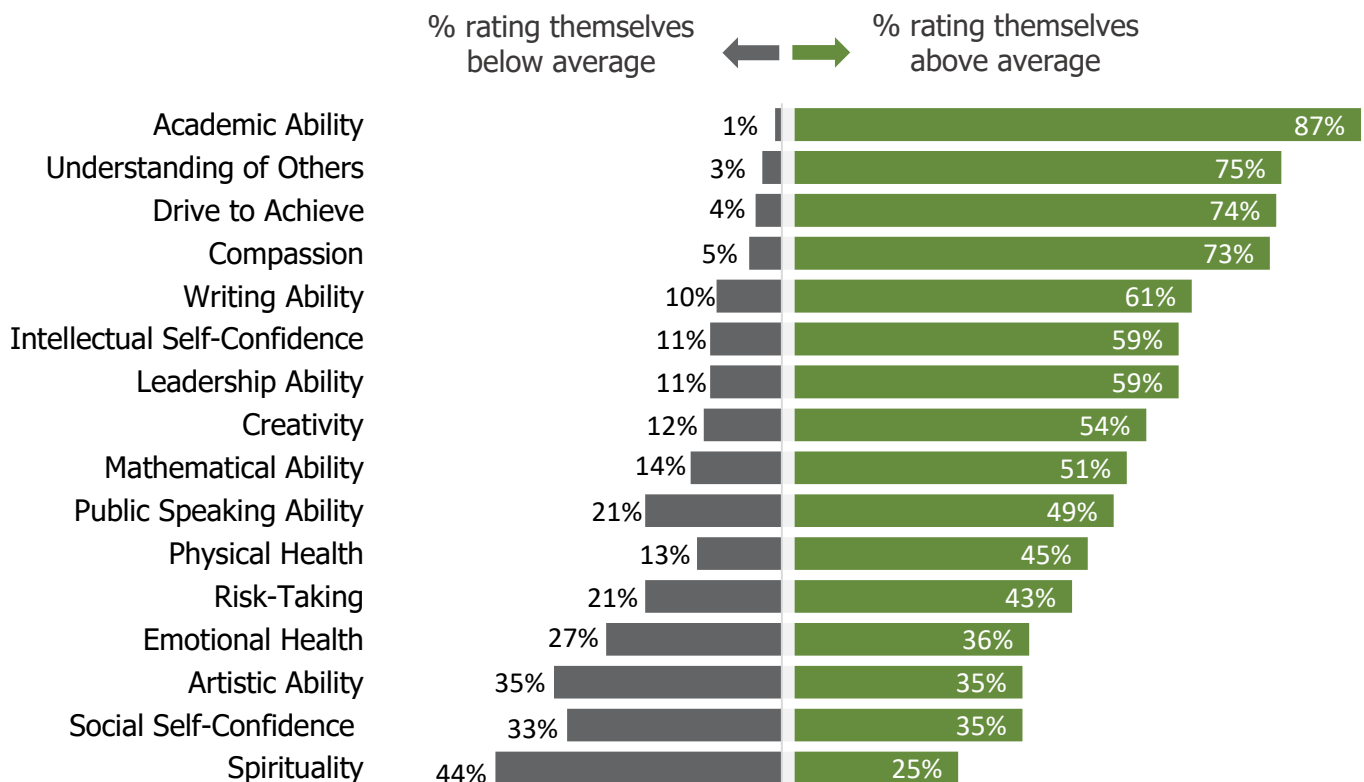
Percent of first-years indicating potential majors at Macalester



say there is at least 'some chance' they will change majors

Percentages on the left add to over 100% because starting in 2018, students can list two potential majors.

Rate yourself as compared to the average person your age

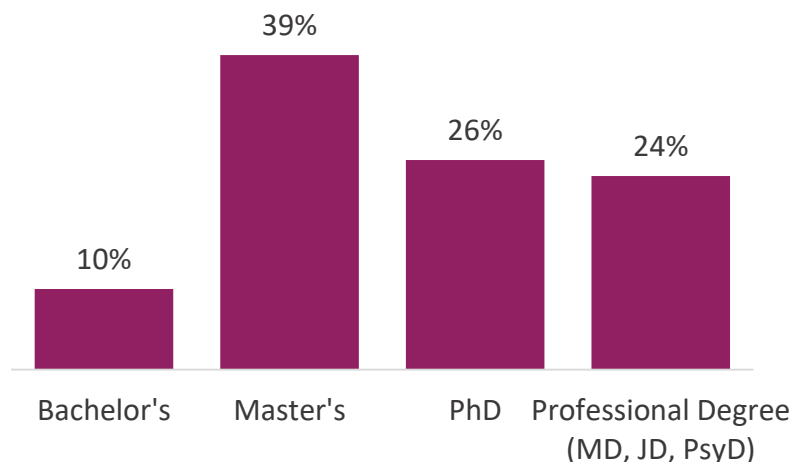


621 New FY Students

- 30% US students of color
- 24% LGBTQPA or 'Other'
- 16% First-generation college
- 15% International students
- 2% Trans or gender nonbinary

- 55 Countries represented
- 49 Questbridge scholars or finalists
- 29 United World College HS grads

What is the highest degree you plan to obtain?



Health & Wellness

Frequently felt overwhelmed
(in the past year)

46%

Frequently felt anxious
(in the past year)

45%

Frequently felt depressed
(in the past year)

22%

Will likely seek counseling
(very good chance during next year)

31%

What is your best guess as to the chances you will:

