

FALL 2023



Profile of 2023 New First Years

Mac First-Year Survey results | Administered June 2023 | Response rate = 92%

Institutional Research & Assessment

New Students by the Numbers

(*Note: Sept. 8th counts are preliminary until after the Sept. 19 Census Day)

- 520* New first-year students
- 10* New transfer students
- 45 QuestBridge or Posse affiliated students
- 47 Grads of a United World College H.S.
- 41 US states & territories represented
- 59 Countries of citizenship represented
- 35% Domestic BIPOC students (out of all students)
- 18% International students
- 26% Primary language other than English
- 39% LGBQAP+ students
- 17% First-generation to college
- 86% Receiving institutional financial aid
- 21% Recruited athletes

85%

say it's "Very Important" that Mac helps them discover and pursue their intellectual passion

93%

plan to have an Internship while at Mac

86%

plan to engage with communities beyond campus

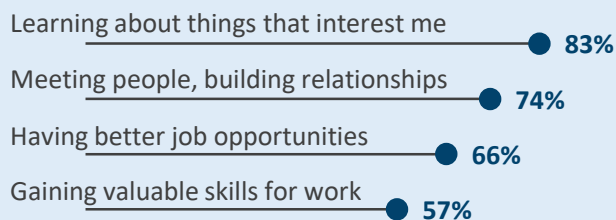
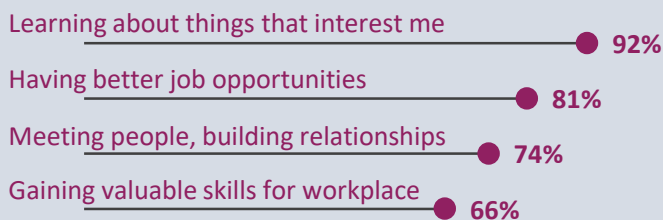
68%

plan to work on a professor's research project

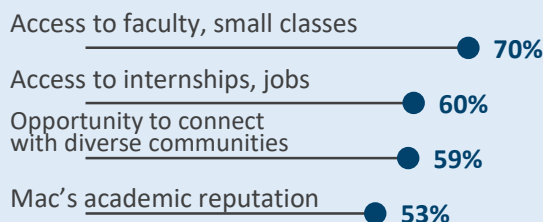
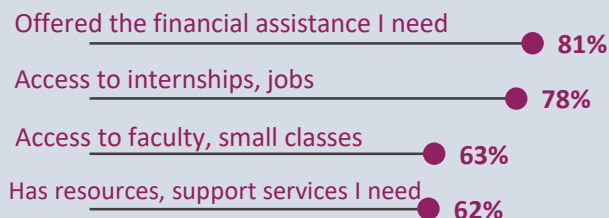
Percent of **FIRST-GEN TO COLLEGE** students who rate the following 'Very Important' (5)

Percent of **Non First Gen** students who rate the following 'Very Important' (5)

TOP REASONS FOR GOING TO COLLEGE



TOP REASONS FOR CHOOSING MAC



FALL 2023



Profile of 2023 New First Years

Mac First-Year Survey results | Administered June 2023 | Response rate = 92%

Institutional Research & Assessment

Experience Navigating Racially & Ethnically Diverse Environments

95% of first years say it's important that Mac helps them connect with and learn from communities and individuals whose backgrounds differ from their own. However, in terms of navigating racially and ethnically diverse environments (one aspect of diversity), students enter Mac with differing degrees of experience:

"Most _____ were of my own race/ethnicity."

% responding 'Accurate'	U.S. BIPOC first years	U.S. White first years	Intl. first years
people in my neighborhood	37%	85%	85%
teachers in my high school	27%	87%	49%
students in my high school	43%	66%	52%

72%

of **LGBQAP+** students say it's "Very Likely" or "Likely" they will **seek mental health services while at Mac** (compared to 34% of straight students)

36%

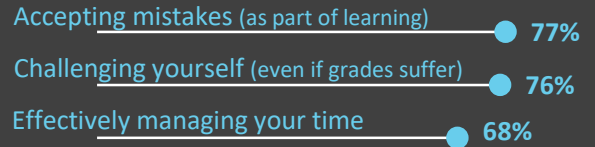
of all students say they **Often feel like I'm not as good as people think I am**

36%

of **FIRST-GEN** students say they are **concerned about their ability to balance responsibilities** at Mac with those back home (compared to 24% of non first-gen students)

How comfortable do you feel...

% responding 'Comfortable'



How comfortable do you feel asking _____ for help if needed?

% responding 'Comfortable'



Note: FIRST-GEN students report being **MORE** comfortable challenging themselves, accepting mistakes, & asking for help.

Please rate yourself on each of the following traits as compared with your perception of the average person your age.

