

# FIRST-YEAR STUDENTS:

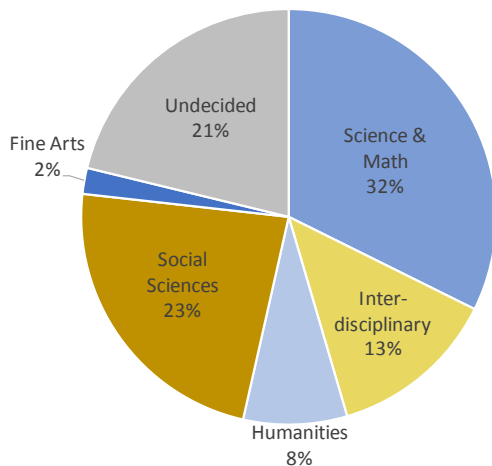
## A Snapshot from the Fall 2017 Survey of New Students



MACALESTER

Office of Institutional Research

### Intended Areas of Study

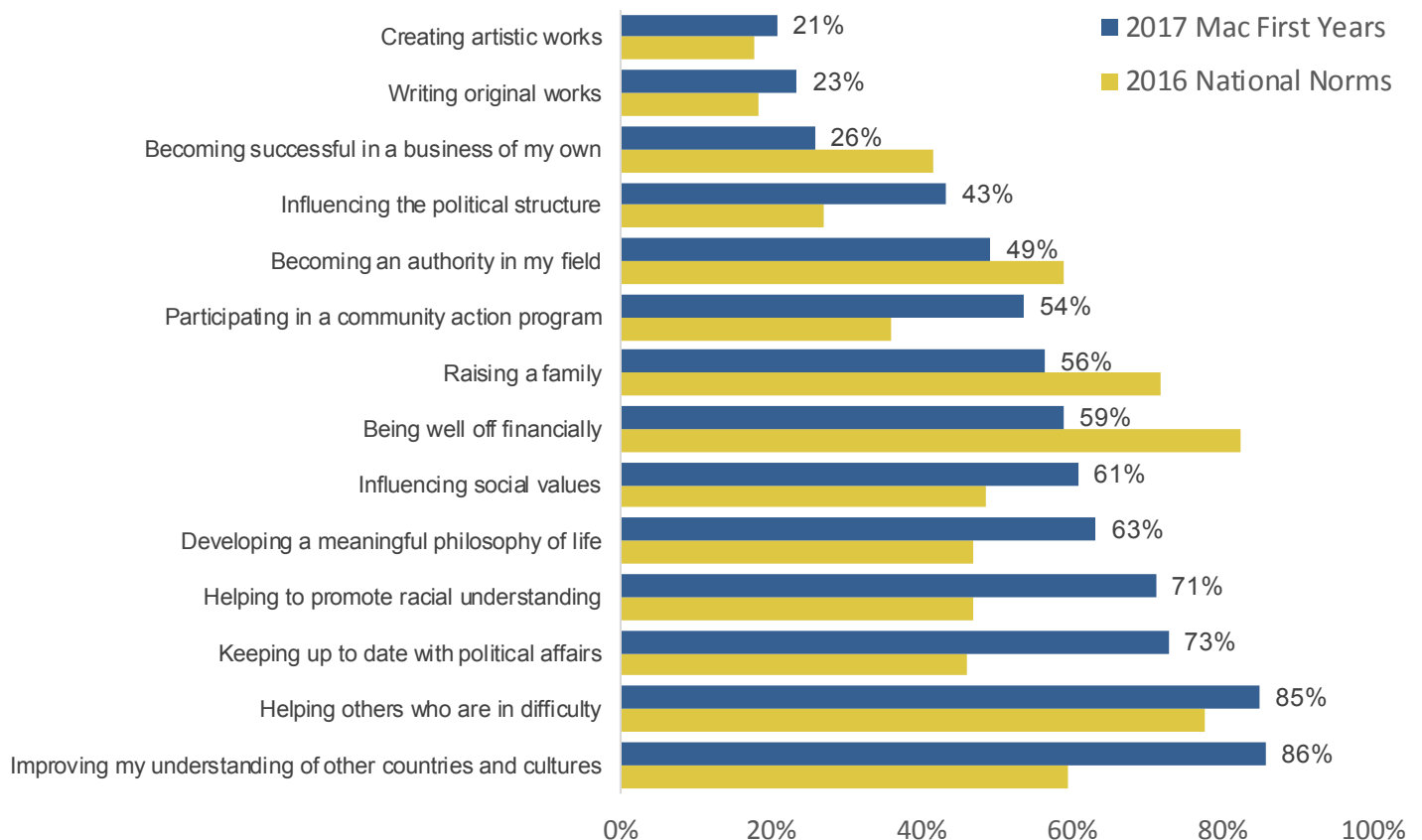


69% report 'some' or a 'very good chance' of changing majors

### 543 First Years

- 62% Female
- 29% US students of color
- 25% LGBTQ or 'Other'
- 14% International students
- 14% Minnesota residents
- 14% First-generation college
- 53 Countries represented
- 46 US states/territories

### Percent of first years who rate the following as personally 'Very Important' or 'Essential'



Rate yourself on the following traits as compared to the average person your age:

2017  
Mac First  
Years

2016  
National  
Norms

73%

76%

% above average on  
**DRIVE TO ACHIEVE**

45%

53%

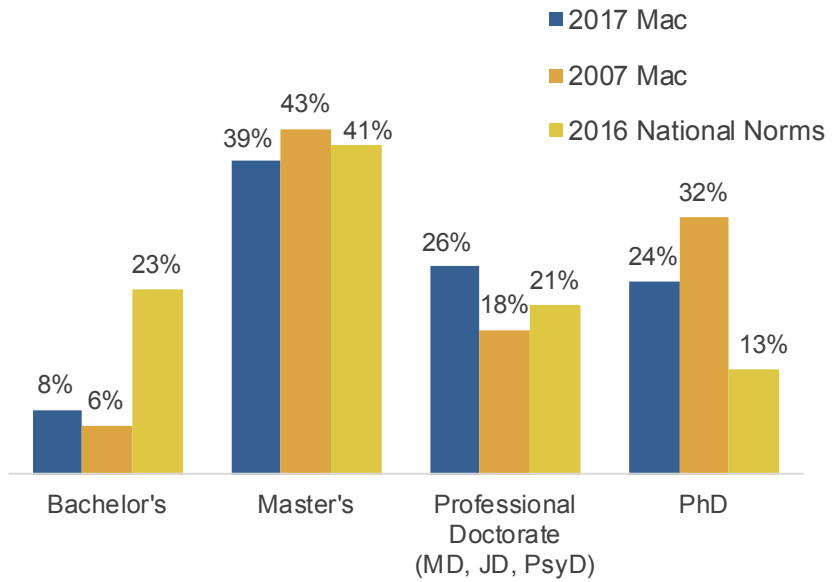
% above average on  
**PHYSICAL HEALTH**

30%

46%

% above average on  
**SOCIAL  
SELF-CONFIDENCE**

## Highest Degree You Plan to Obtain



Years do not add to 100% due to a small number of "other" responses.

## Health and Wellness Indicators

50%

**Frequently felt overwhelmed**  
by all they had to do during the past year.

44%

**Frequently felt anxious**  
during the past year.

20%

**Frequently felt depressed**  
during the past year.

23%

Percent saying there is a very good chance **they will seek counseling** during this year.

2017 Mac responses are similar to 2016 Mac responses for health and wellness. At that time our mean rates on these health indicators were significantly higher than the mean for highly selective liberal arts colleges. 2017 national data will be available in December.

Source: Sept. 2017 CIRP Survey. Response rate: 95%