

You lived and received income from multiple states

We'll enter each state separately and make adjustments as required.

Minnesota Income Tax Return

When you lived and received income in Minnesota, and also lived and received income in another state

Before we get back into TaxSlayer, there is one important step you need to complete.

- You must determine your MN residency for 2023.
 - We have provided a Minnesota Residency worksheet to help you determine your MN residency. See the next 3 slides for a review.
 - Once completed, print / save a copy for your records!
- There are 3 MN residency status options:
 - Full year MN resident
 - Part year MN resident
 - MN nonresident

Minnesota Residency Test

- Which MN residency status you have will depend on the amount of time you spent in Minnesota, and your living situation during the year.
 - Did you spend at least 183 days in Minnesota?
 - Any part of a day counts as a whole day
 - Did you (or your spouse, if married) rent, own, occupy, or maintain an abode? **Campus housing normally not considered an abode.**
 - An abode is residence in Minnesota suitable for year-round use that is equipped with its own cooking and bathing facilities

MN Residency Status Options

Campus housing normally not considered an abode.

- **To be considered a nonresident of MN:**
 - You were present in the state of MN for less than 183 days during 2023
 - **OR**
 - You were present in the state of MN for at least 183 days during 2023
 - **AND**
 - You (and your spouse, if married) did not rent, own, maintain, or occupy an abode at any point during the entire year
- **To be a considered a part-year resident of MN:**
 - You were present in the state of MN for at least 183 days during 2023
 - **AND**
 - You or your spouse rented, owned, maintained, or occupied an abode for some part of the year
- **To be a considered a full-year resident of MN:**
 - You were present in MN for at least 183 days during 2023
 - **AND**
 - You or your spouse rented, owned, maintained, or occupied an abode for the entire year

You can use this table to help you determine your MN residency during 2023:

Start Date	End Date	U.S. State or Country where you lived	Was where you lived an abode – cooking, bathing, sleeping, & facilities (Y/N)?	If not MN, did you still maintain a MN residence that was an abode (Y/N)?	# Days	Nonresident or Resident (N/R)
1/1/2023						
	12/31/2023					
					365	

How to fill out this table:

- For the calendar year 2023, you need to document where you were physically present, and what your living situation was.
 - Enter the start and end date for each period of time where you were in a different living situation. Do not double count days – the next start date will be the day after the prior end date.
 - Enter where you were living in that period – which state if you were in the U.S., or the country if you were outside of the U.S.
 - Indicate if where you lived was an abode (cooking, bathing, sleeping facilities). Note that dorms are not usually an abode because they do not contain cooking or bathing facilities within the room.
 - If you were not living in Minnesota for that period, did you still maintain (rent, own, occupy) a MN residence that was an abode?
 - Count the number of days you were living in that particular situation. Your days should total to 365.
- For each period you were either a MN resident or a MN nonresident. Fill out the final column with R / N to indicate your status during that period.
 - If you were physically present in MN for less than 183 days during 2023, you were a nonresident for all periods you were present, no matter if you lived in an abode or not.
 - If you were physically present in MN for more than 183 days during 2023, then you were a resident for any periods where you lived in an abode in MN, or you maintained an abode in MN (even if you were not present in MN during that period).
- Determine your Minnesota residency by looking at the N/R column entries
 - If you were a MN nonresident for all periods, you are a MN nonresident for the year.
 - If you were a MN nonresident for some periods, and a MN resident for some periods, you are a MN part-year resident.
 - If you were a MN resident for all periods – the entire calendar year – you are a MN full year resident.

What effect does MN Residency Status have?

- **To be considered a nonresident of MN:**

- You were present in the state of MN for less than 183 days during 2023
- **OR**
- You were present in the state of MN for at least 183 days during 2023
- **AND**
- You (and your spouse, if married) did not rent, own, maintain, or occupy an abode at any point during the entire year

Pay MN tax on income from MN sources while a nonresident

- **To be a considered a part-year resident of MN:**

- You were present in the state of MN for at least 183 days during 2023
- **AND**
- You or your spouse rented, owned, maintained, or occupied an abode for some part of the year

- **To be a considered a full-year resident of MN:**

- You were present in MN for at least 183 days during 2023
- **AND**
- You or your spouse rented, owned, maintained, or occupied an abode in MN for some part of the year

Pay MN tax on all US income* earned while a MN resident

*Federally taxable income, so U.S. for NRAs, worldwide for U.S. tax residents.

Minnesota Return Preparation

- You know what your MN residency status is:
 - Full Year Resident
 - Part Year Resident
 - Nonresident
- You know the impact of your residency status – what income Minnesota will tax
 - Minnesota source income while you are a nonresident
 - All federally taxable income while you are a resident
- You are ready to go back into TaxSlayer, and then go to your residency section in this guide for instructions on how to prepare your MN tax return.

Click on State

The screenshot shows the TaxSlayer website interface. On the left is a dark sidebar with a menu. The 'State' option, represented by a location pin icon, is circled in blue. A large blue arrow points from the 'Click on State' text box to this option. The main content area has a header with '2022 | AMERICAN' and 'Help & Support'. Below the header, the word 'Income' is partially visible. A list of income forms follows, each with a title, description, and an action button:

Form	Description	Action
W-2 (Most Common Form)	Wages and tax statement	EDIT
1099-G Box 1	Unemployment compensation	BEGIN
1099-G Box 2	State or local income tax refunds, credits, or offsets	BEGIN
1099-INT, DIV, OID	Interest income, dividends, and distributions	BEGIN
1099-K	Payment card and third party network transactions	BEGIN
1099-MISC	Miscellaneous income	BEGIN
1099-NEC	Nonemployee compensation	BEGIN
1099-R, RRB, SSA	Distributions from pensions, annuities, retirement, IRAs, social security, etc.	BEGIN
8915-F	Deferred Retirement Income Due to Disaster Relief in a Prior Year	BEGIN
Capital Gains and Losses	May receive Form 1099-B, reported on Schedule D	BEGIN
Profit or Loss from Business	Reported on Schedule C	BEGIN
Profit or Loss from Farming	Reported on Schedule F	BEGIN



Let's get started on your state return

We'll transfer your information from your federal to your state return automatically, so this should be quick! You'll enter some state-specific information, and we'll help you find all possible tax breaks.

If you qualify for a free federal return, you can file a free state return for the following states:

Arkansas, Arizona, Dist of Columbia, Georgia, Iowa, Idaho, Indiana, Kentucky, Massachusetts, Michigan, Minnesota, Missouri, Mississippi, Montana, North Carolina, North Dakota, New York, Oregon, Rhode Island, South Carolina, Virginia, Vermont, West Virginia

Returns for all other states are \$0.00

BACK

[Skip state return](#)



GET STARTED

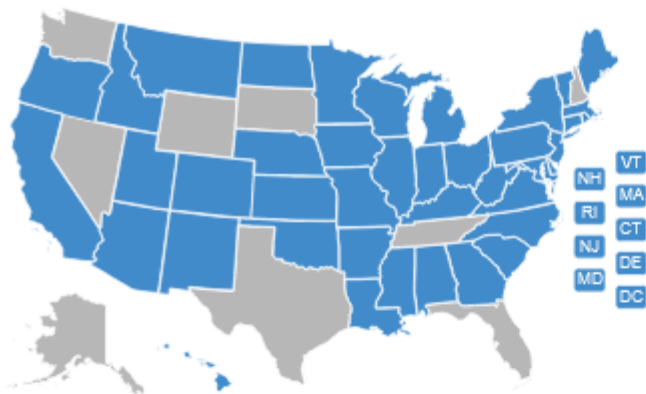
Copyright © 2021 TaxSlayer | [Privacy Policy](#)

Select your State Return

Please select the state that you would like to complete below.

Only states that accept tax returns for which you have not already created a state tax return are listed here. The following states **do not** have individual income tax returns:

Alaska, Florida, Nevada, New Hampshire, South Dakota, Tennessee, Texas, Washington and Wyoming



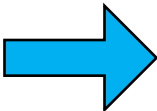
Choose State

- Please Select -



Select Minnesota
or click MN on the map

CANCEL



CONTINUE

These definitions aren't right for nonresident alien returns. Use the worksheet to determine your MN residency

Select your Minnesota Return Residency

Please choose a return type

- ☐ **Resident:** You are a Resident if Minnesota was your domicile for the entire year OR you owned, rented or leased a home in Minnesota for the entire year AND spent more than 183 days in the state.
- ☐ **Part Year:** You are a Part Year Resident if you moved your permanent home into or out of Minnesota during the tax year.
- ☐ **Non-Resident:** You are a Non-Resident of Minnesota if you are a resident of another state and you have spent less than 183 days in Minnesota during the tax year.

CANCEL

CONTINUE

Copyright © 2021 TaxSlayer | [Privacy Policy](#)

Minnesota Return

Basic Information

Personal info needed for MN return

Minnesota Property Tax Rebate M1PR

Only accessible after exiting MN main menu

Residents of Michigan and North Dakota

State-specific reciprocity agreement

Income Subject to Tax

Federal income/losses to or deductible from MN taxes

Adjustments to Income Subject to Tax

Adjustments from your federal return if attributable to MN

Additions to Income

Adjustments for income taxed by MN but not the federal government

Subtractions from Income

Adjustments for income taxed by the federal government but not MN and other MN deductions

Credits

State-specific tax credits

Contributions

Option to contribute various MN funds

Payments

Apply refund to next years taxes & other MN withholding info

Miscellaneous Forms

Estimated payment vouchers, underpayment of estimated tax, etc.

Additional Nontaxable Income (Forms M1PR)

Additional Nontaxable Income specific to M1PR



BEGIN

BEGIN

BEGIN

BEGIN

BEGIN

BEGIN

BEGIN

BEGIN

BEGIN

BEGIN

BEGIN

BEGIN

EXIT MINNESOTA RETURN

Minnesota Return

Basic Information

Your federal information has been successfully transferred to your State. There are just a few more items required to complete the state return.

Select your state of residency

Leave blank

Select Foreign Country of Residence if outside of United States

Select your country of tax residence

Enter Beginning Residency Date for Minnesota

Enter Ending Residency Date for Minnesota

Enter the start and end dates of the longest MN resident period from your residency table if you are a Part-Year Resident. If you are a nonresident these dates won't show.

State Election Campaign

BEGIN

Is the address on your return a New Address?

☐ Yes

☒ No

Is this your first time filing a MN return, or did you move since you filed your last one? Yes, if so.

Do you want to force the MN Standard Deduction?

☒ Yes

☒ No

Do NOT say Yes to this!

Then scroll down to continue

BACK

CONTINUE

Minnesota Return

If you click the red **X** on the begin from previous slide, it takes you to the state election campaign donation.

You can choose to designate \$5 per taxpayer to the State Elections Campaign below. This designation does NOT reduce your refund or increase your tax.

If you would like to designate \$5 to the State Election Campaign, select your party of choice. If you choose the General Campaign fund, the \$5 will be distributed among the candidates of all major parties listed.



Recommend No Contribution



CONTINUE

Copyright © 2021 TaxSlayer | [Privacy Policy](#)

From the federal election commission (www.fec.gov):

Federal law prohibits contributions, donations, expenditures and disbursements solicited, directed, received or made directly or indirectly by or from foreign nationals in connection with any election — federal, state or local. This prohibition includes contributions or donations made to political committees and building funds and to make electioneering communications. Furthermore, it is a violation of federal law to knowingly provide substantial assistance in the making, acceptance or receipt of contributions or donations in connection with federal and nonfederal elections to a political committee, or for the purchase or construction of an office building. This prohibition includes, but is not limited to, acting as a conduit

Minnesota Return

Basic Information Personal info needed for MN return	BEGIN
Minnesota Property Tax Rebate M1PR Only accessible after exiting MN main menu	BEGIN
Residents of Michigan and North Dakota State-specific reciprocity agreement	BEGIN
Income Subject to Tax Federal income/losses to or deductible from MN taxes	BEGIN
Adjustments to Income Subject to Tax Adjustments from your federal return if attributable to MN	BEGIN
Additions to Income Adjustments for income taxed by MN but not the federal government	BEGIN
Subtractions from Income Adjustments for income taxed by the federal government but not MN and other MN deductions	BEGIN
Credits State-specific tax credits	BEGIN
Contributions Option to contribute various MN funds	BEGIN
Payments Apply refund to next years taxes & other MN withholding info	BEGIN
Miscellaneous Forms Estimated payment vouchers, underpayment of estimated tax, etc.	BEGIN
Additional Nontaxable Income (Forms M1PR) Additional Nontaxable Income specific to M1PR	BEGIN



Warnings Concerning Your Federal Return



There may be an error on your federal return

Please take a moment to review the following before you continue

You indicated that you paid taxes to CA on your W-2, but you are not filing a CA state return. To add a state return, select the button below and follow the instructions to add your state return.

ADD STATE RETURN(S)

BACK



Adjustment for a scholarship
/ fellowship grant from a
Minnesota source

Minnesota Return

Basic Information Personal info needed for MN return	BEGIN
Minnesota Property Tax Rebate M1PR Only accessible after exiting MN main menu	BEGIN
Residents of Michigan and North Dakota State-specific reciprocity agreement	BEGIN
Income Subject to Tax Federal income/losses to or deductible from MN taxes	BEGIN
Adjustments to Income Subject to Tax Adjustments from your federal return if attributable to MN	BEGIN
Additions to Income Adjustments for income taxed by MN but not the federal government	BEGIN
Subtractions from Income Adjustments for income taxed by the federal government but not MN and other MN deductions	BEGIN
Credits State-specific tax credits	BEGIN
Contributions Option to contribute various MN funds	BEGIN
Payments Apply refund to next years taxes & other MN withholding info	BEGIN
Miscellaneous Forms Estimated payment vouchers, underpayment of estimated tax, etc.	BEGIN
Additional Nontaxable Income (Forms M1PR) Additional Nontaxable Income specific to M1PR	BEGIN



EXIT MINNESOTA RETURN

Minnesota Return

Income Subject To Tax

Minnesota wages from Form W-2, lines 15-20, have been automatically carried to the Minnesota tax return. Indicate the amount of additional income listed below taxable to Minnesota.

Amount of Wages received as a nonresident military spouse, if certain requirements are met (See M1 Instructions)

\$

You'd only make an adjustment here if your W-2 is wrong. Please email or come to a tax clinic before you put a number here.

i Federal return has wages in the amount of \$7,087.00.


Interest and Dividend Income

\$

Business Income/(Loss)


\$

Scroll Down



Other income/(Loss)

\$



Enter the amount of scholarships /
fellowships that are from a Minnesota source

i Federal return has other income in the amount of \$11,300.00.

Bonus depreciation addition

\$

Pass-through Credit claimed on M1REF

\$

Section 179 Addition

\$

Suspended loss addition

\$


Other required additions from Schedule M1M & M1AR

\$

Federal Adjustments

\$

BACK



CONTINUE

End of
Adjustment for a scholarship /
fellowship grant from a
Minnesota source

Minnesota One-Time tax rebate payment

What is the Minnesota One-time tax rebate payment?

- Payment of \$260.00 to individuals who were Minnesota residents and filed a 2021 Minnesota income tax return
 - There are income limits, so if your income was too high you might not receive this payment.
 - If you had a bank account on your 2021 return, then the payment should have been direct deposited. Otherwise it would have been mailed as a check in the fall of 2023.
 - If you have questions about eligibility or if the MN Dept. of Revenue tried to send one of these forms to you, contact them directly at 651-296-3781 or 1-800-652-9094, or [email their income tax division](#)
 - You will get a 1099-MISC income document to report this income.
- This payment is TAXABLE on your federal income tax return
 - Enter the 1099-Misc form in the income section
- This payment is NOT TAXABLE for Minnesota income taxes, and is not included in household income.
 - If you report the payment on line 8 of Schedule 1 on your federal return, subtract it on these lines:
 - Line 29 of Schedule M1M, Income Additions and Subtractions.
 - Line 10 of Form M1PR, Homestead Credit Refund (for Homeowners) and Renter's Property Tax Refund.
 - Line 5b of Schedule M1ED, K-12 Education Credit.

My Account

Basic Information

Federal

Health Insurance

State

Summary/Print

Summary

Print Results

E-file

Tax Return Summary



Total Income	\$16,000.00	▼
Adjusted Gross Income	\$16,000.00	▼
Tax and Credits	\$300.00	▼
Total Tax	\$8.00	▼
Payments	\$1,700.00	▼
Refund	\$1,692.00	▼

PRINT ▼

VIEW RETURN

BACK

CONTINUE

Income

W-2 <small>(Most Common Form)</small> ⓘ Wages and tax statement	EDIT
1099-G Box 1 ⓘ Unemployment compensation	BEGIN
1099-G Box 2 ⓘ State or local income tax refunds, credits, or offsets	BEGIN
1099-INT, DIV, OID ⓘ Interest income, dividends, and distributions	BEGIN
1099-K ⓘ Payment card and third party network transactions	BEGIN
1099-MISC ⓘ Miscellaneous income	BEGIN
1099-NEC Nonemployee compensation	BEGIN
1099-R, RRB, SSA ⓘ Distributions from pensions, annuities, retirement, IRAs, social security, etc.	BEGIN
8915-F Deferred Retirement Income Due to Disaster Relief in a Prior Year	BEGIN
Alimony Received ⓘ Payments from a former spouse under a legal agreement	BEGIN
Capital Gains and Losses ⓘ May receive Form 1099-B, reported on Schedule D	BEGIN
Profit or Loss from Business ⓘ Reported on Schedule C	BEGIN
Profit or Loss from Farming ⓘ Reported on Schedule F	BEGIN
Profit or Loss from Rentals and Royalties ⓘ Reported on Schedule E	BEGIN
Less Common Income ⓘ K-1 earnings, gambling winnings, cancellation of debt, etc.	EDIT

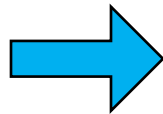


BACK

CONTINUE

How do you want to enter your 1099-MISC?

Select your preference below.



Enter your info

Fill out your 1099-MISC manually.

BACK

CONTINUE

How do you want to enter your 1099-MISC?

Select your preference below.



Enter your info

Fill out your 1099-MISC manually.

BACK



1099-MISC

Miscellaneous Income

You receive Form 1099-MISC for miscellaneous income, such as rents, prizes, awards, medical and health care payments, etc. Enter the following information using your form.

Payer Information

Payer's name *

Country *

Address (street number & name) *

ZIP code *

 -

City, town or post office *

State *

☐ Use payer's SSN as ID

Payer's TIN *

Also may be found in the box labeled Payer's Federal Identification Number

Recipient Information

Also may be found in the box labeled Recipient's Identification Number

Recipient's name *

Country *

Address (street number & name) *

ZIP code *

 -

City, town or post office *

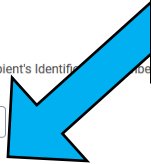
State *

Account number

READ THIS BEFORE TYPING:

- If any text is more than 35 characters, abbreviate it - just type until you run out of available character spaces!
- Enter the 1099-Misc information EXACTLY as you see it from your paper form. Key in what you see.
- Every box on this screen has a letter or number that matches a corresponding box on your paper 1099-Misc.
- Scroll down to finish 1099-Misc entry
- If you miss any required entries you'll get an error message and the top, and the problem boxes will be outlined in red with the error message.

Put what is on form,
even if not your
current address



Income

1. Rents

2. Royalties

3. Other income

5. Fishing boat proceeds

☐ 7. Payer made direct sales of \$5,000 or more of consumer products to a buyer (recipient) for resale

8. Substitute payments in lieu of dividends or interest

10. Gross proceeds paid to an attorney

12. Section 409A deferrals

15. Nonqualified deferred compensation

4. Federal income tax withheld

6. Medical and health care payments

9. Crop insurance proceeds

11. Fish Purchased for Resale

14. Excess golden parachute payments

This is where the \$260 payment should be on your form

State Information 1


☐ I have an amount in Box 16 and/or 18.


CANCEL


When all info entered, click continue

CONTINUE

1099-MISC

 Add another Form 1099-MISC

State of Minnesota	Carried To Schedule 1, Line 8 
---------------------------	---





TaxSlayer

My Account

Basic Information

Federal

Income

Deductions

Other Taxes

Payments & Estimates

- Foreign Person's U.S. Source Income Subject to Withholding

Miscellaneous Forms

Health Insurance

State

Summary/Print

E-file

Mailbox

Settings

Toolbox

Log Out

2022 | AMERICAN PLEDGE

Help & Support

Payments and Estimates

Federal Estimated Tax Payments

Federal tax payments already made for 2022

BEGIN

State Estimated Tax Payments

State tax payments already made for 2022

BEGIN

Other Federal Withholdings

Federal withholdings you haven't already entered

BEGIN

Other State Withholdings

State withholdings you haven't already entered

BEGIN

Underpayment of Estimated Tax

Determine if you owe a penalty for underpayment of estimated tax and next steps

BEGIN

Apply Overpayment to Next Year's Taxes

You can take the cash now or roll it over to next year's taxes. Up to you!

BEGIN

Vouchers for 2023 Estimated Tax Payments

Print vouchers for estimated tax payments

BEGIN

Amount Paid with Extension

This is the amount you paid when you applied for a 6-month extension using Form 4868

BEGIN

IRC 1341 Repayment Amount

Claim of Right related tax credit

BEGIN

Other Form 1040-NR Payments

Other nonresident payments

BEGIN

Foreign Partner's Information Statement of Sec. 1446 Withholding Tax

Form 8805

BEGIN

Withholding on Dispositions by Foreign Persons on U.S. Real Property Interests

Form 8288-A

BEGIN

Foreign Persons U.S. Source Income Subject to Withholding

Form 1042-S

EDIT

BACK

CONTINUE

Copyright © 2023 TaxSlayer | Privacy Policy

RETURN SUMMARY

Federal \$623

My Account

Basic Information

Federal

Health Insurance

State

Summary/Print

Summary

Print Results

E-file

Tax Return Summary



Total Income	\$16,000.00	▼
Adjusted Gross Income	\$16,000.00	▼
Tax and Credits	\$300.00	▼
Total Tax	\$8.00	▼
Payments	\$1,700.00	▼
Refund	\$1,692.00	▼

PRINT ▼

VIEW RETURN

BACK

CONTINUE

State Return

⚠ If you need to change your state residency status just delete the current return and start again. State forms differ by the type of residency you select.

+ Add Another State Return

Minnesota
Part Year

+ Property Tax Refund

...

Click EDIT



CONTINUE

Minnesota Return

Minnesota Return

Basic Information

Personal info needed for MN return

BEGIN

Minnesota Property Tax Rebate M1PR

Only accessible after exiting MN main menu

BEGIN

Additions to Income

Adjustments for income taxed by MN but not the federal government

BEGIN

Subtractions from Income

Adjustments for income taxed by the federal government but not MN and other MN deductions



BEGIN

Credits

State-specific tax credits

BEGIN

Contributions

Option to contribute various MN funds

BEGIN

Payments

Apply refund to next years taxes & other MN withholding info

BEGIN

Miscellaneous Forms

Estimated payment vouchers, underpayment of estimated tax, etc.

BEGIN

Additional Nontaxable Income (Forms M1PR)

Additional Nontaxable Income specific to M1PR

BEGIN

EXIT MINNESOTA RETURN

Minnesota Return

Subtractions From Income

We have automatically carried over certain subtractions from income to your Minnesota return; however, Minnesota does not tax certain items of income that are taxed by the Federal Government. Enter the amounts to be subtracted to the extent they were included as income on your Federal tax return.

K-12 Education Expense Subtraction

BEGIN

Education Savings account Contribution Subtraction

BEGIN

First-Time Homebuyer Savings Account Subtraction

BEGIN

Depreciation Subtraction

BEGIN

Enter certain Interest and/or Dividends on US Obligations

\$

Scroll Down

260

Subtraction for One-time rebates for tax year 2021 included in Federal AGI

\$

Itemized Deductions - Amount of mortgage interest reported on the Federal Schedule A that is from equity loan interest.

\$

Did you receive Payment from the MN Frontline Worker Pay Program? Note: the subtraction will automatically be calculated.

☐ Yes

☐ No

BACK

CONTINUE

Minnesota Return

Minnesota Return

Basic Information

Personal info needed for MN return

BEGIN

Minnesota Property Tax Rebate M1PR

Only accessible after exiting MN main menu

BEGIN

Additions to Income

Adjustments for income taxed by MN but not the federal government

BEGIN

Subtractions from Income

Adjustments for income taxed by the federal government but not MN and other MN deductions

BEGIN

Credits

State-specific tax credits

BEGIN

Contributions

Option to contribute various MN funds

BEGIN

Payments

Apply refund to next years taxes & other MN withholding info

BEGIN

Miscellaneous Forms

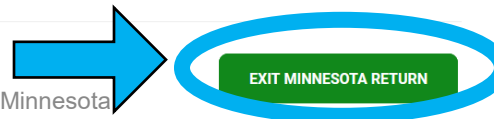
Estimated payment vouchers, underpayment of estimated tax, etc.

BEGIN


Additional Nontaxable Income (Forms M1PR)


Additional Nontaxable Income specific to M1PR


BEGIN





Back at the main page in the state section!


 TaxSlayer





 My Account


 Basic Information

 Federal

 Health Insurance

 **State**

 Summary/Print

 E-file

2022 | AMERICAN PLEDGE

Help & Support 

State Return




If you need to change your state residency status just delete the current return and start again. State forms differ by the type of residency you select.



Add Another State Return

Minnesota
Resident

 Property Tax Refund



CONTINUE

Copyright © 2023 TaxSlayer | [Privacy Policy](#)

You lived and received income from a state that we do not support.

TaxSlayer will prepare an income tax return for your state, but we cannot provide any guidance or review to evaluate if it is correctly prepared.

We recommend you go to the state Dept. of Revenue website and review their instructions to ensure that your return is correctly prepared.

Please be sure to review the residency rules in particular, as the descriptions that TaxSlayer uses are often not completely accurate.

These are the final steps to file your return!

- You must have completed your basic scenario, and any special circumstances scenarios that apply to you.
 - Once you file your return you cannot make changes and resubmit.
 - You will need to file a formal change (called an amended return) to tell the IRS / state Department of Revenue what the change is, and why you are making it.
 - Amended returns are out of scope for our VITA tax clinic, so we will not be able to assist you with this.
- Your federal 1040-NR and state tax returns can be e-filed in most cases.
 - We strongly recommend that you do e-file if possible.
 - TaxSlayer changed the software to eliminate entry of any spouse information for married nonresident aliens.
 - If you are married you will generally be able to e-file your federal return
 - This change will prevent an issue that caused many individuals to have to delete and re-create their returns last year.
 - If you are married you cannot e-file your state return.
 - Please see the paper filing guide for specifics about how to paper file state tax returns.
 - You will receive an e-file acknowledgement when your return has been accepted.
 - The federal acceptance is first, and usually comes within 24 hours of submission (often sooner).
 - The state is submitted only after the federal is accepted, and a state acceptance usually arrives 1-2 days after submission.
 - The IRS is currently stating that they have returned to near normal return processing times, and it should typically take **2 - 4 months** to process a 1040NR return and for you to receive your refund. Returns with a 1042-S included often will take longer - **6 - 8 months** - to receive a refund.

Information to E-file your 2023 tax returns

- You will need your 2022 Adjusted Gross Income (AGI)
 - If you did not file a 2022 federal tax return, your AGI is \$0.
 - If you did, pull out your returns from last year.
 - If you filed with TaxSlayer last year, this may be copied over for you!

Adjusted Gross Income

- 1040-NR Line 11

Form 1040-NR Department of the Treasury—Internal Revenue Service (99) **2021** OMB No. 1545-0074 IRS Use Only—Do not write or staple in this space.

Filing Status ☒ Single ☐ Married filing separately (MFS) ☐ Qualifying widow(er) (QW)
 Check only one box. If you checked the QW box, enter the child's name if the qualifying person is a child but not your dependent ▶

Your first name and middle initial SUNIL Last name GOSAIN Your identifying number (see instructions) 111-12-3333

Home address (number and street or rural route). If you have a P.O. box, see instructions. 200 UNIVERSITY AVE Apt. no. 15 Check if: ☒ Individual ☐ Estate or Trust

City, town, or post office. If you have a foreign address, also complete spaces below. MINNEAPOLIS State MN ZIP code 55455

Foreign country name Foreign province/state/county Foreign postal code

At any time during 2021, did you receive, sell, exchange, or otherwise dispose of any financial interest in any virtual currency? ☐ Yes ☒ No

Dependents (see instructions):	(1) First name Last name	(2) Dependent's identifying number	(3) Dependent's relationship to you	(4) <input checked="" type="checkbox"/> if qualifies for (see inst.): Child tax credit Credit for other dependents
If more than four dependents, see instructions and check here <input type="checkbox"/>				<input type="checkbox"/>
				<input type="checkbox"/>
				<input type="checkbox"/>
				<input type="checkbox"/>

Income Effectively Connected With U.S. Trade or Business	1a Wages, salaries, tips, etc. Attach Form(s) W-2	1a	41000
	b Scholarship and fellowship grants. Attach Form(s) 1042-S or required statement. See instructions	1b	
	c Total income exempt by a treaty from Schedule OI (Form 1040-NR), Item L, line 1(e)	1c	
	2a Tax-exempt interest	2a	
	3a Qualified dividends	3a	
	4a IRA distributions	4a	
	5a Pensions and annuities	5a	
	6 Reserved for future use	6	
	7 Capital gain or (loss). Attach Schedule D (Form 1040) if required. If not required, check here <input type="checkbox"/>	7	
	8 Other income from Schedule 1 (Form 1040), line 10	8	
	9 Add lines 1a, 1b, 2b, 3b, 4b, 5b, 7, and 8. This is your total effectively connected income	9	41000
	10 Adjustments to income:		
	a From Schedule 1 (Form 1040), line 26	10a	
	b Reserved for future use	10b	
	c Scholarship and fellowship grants excluded	10c	
	d Add lines 10a and 10c. These are your total adjustments to income		
	11 Subtract line 10d from line 9. This is your adjusted gross income	11	41000
	12a Itemized deductions (from Schedule A (Form 1040-NR)) or, for certain residents of India, standard deduction. See instructions	12a	12550
	b Charitable contributions for certain residents of India. See instructions	12b	
	c Add lines 12a and 12b	12c	12550
	13a Qualified business income deduction from Form 8995 or Form 8995-A	13a	
	b Exemptions for estates and trusts only. See instructions	13b	
	c Add lines 13a and 13b (Standard Deduction Allowed Under U.S.-India Income Tax Treaty)	13c	
	14 Add lines 12c and 13c	14	12550
	15 Taxable income. Subtract line 14 from line 11. If zero or less, enter -0-	15	28450

For Disclosure, Privacy Act, and Paperwork Reduction Act Notice, see separate instructions.

Form 1040-NR (2021)

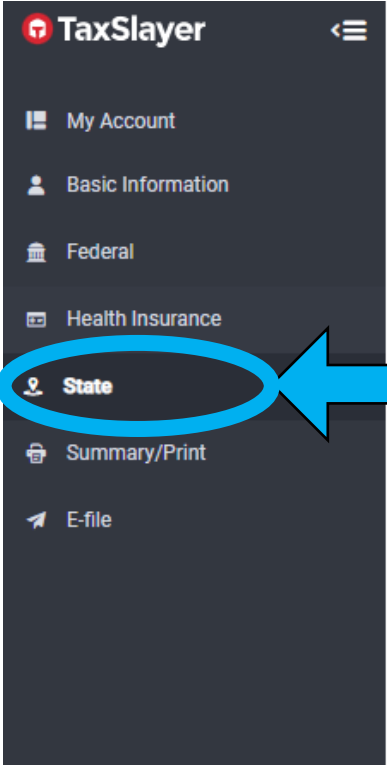
Information to E-file your 2023 tax returns

- If you filed a 2022 federal tax return, but cannot find your copy, you can request a transcript of your return to get your AGI.
 - You can immediately view your transcript / AGI here:
 - Create an online account at the IRS: <https://www.irs.gov/payments/your-online-account>
 - Once the account is created you can access your transcript.
 - You can also see your refund status, check payment status, and other tasks
 - Request online at: <https://www.irs.gov/individuals/get-transcript>
 - You must pass the secure access identity verification process to get into either of these systems.
 - If you cannot pass the secure access system, you can request a copy by mail:
 - Call 1-800-908-9946
 - Request by mail at: <https://www.irs.gov/individuals/get-transcript>
 - This will be sent to the mailing address that the IRS has on file for you.
 - This will take a while, so do it as soon as possible.


Getting a Refund / Making a Payment


- If you are getting a refund, you can have that refund direct deposited to a U.S. checking or savings account.
 - We strongly recommend that you do this!
 - You will get your money faster, and a bank account doesn't move, even if you do.
 - You will need to gather your bank routing and account numbers
- If you owe money, you can pay by check, credit/debit card, or by electronic withdrawal from a checking or savings account
 - You will be charged extra fees to pay by credit/debit card
 - We recommend doing an electronic withdrawal. It's free, and you can schedule the date you want the withdrawal to happen.
 - For a federal or state payment, you can schedule this when you e-file


If you aren't already there, click on the state section





The screenshot shows the TaxSlayer website interface. On the left is a dark sidebar menu with the following items: 'My Account', 'Basic Information', 'Federal', 'Health Insurance', 'State' (highlighted with a blue circle and a blue arrow pointing to it), 'Summary/Print', and 'E-file'. The main content area is titled '2022 | AMERICAN PLEDGE' and 'State Return'. Below the title is a yellow warning box with an exclamation mark icon and the text: 'If you need to change your state residency status just delete the current return and start again. State forms differ by the type of residency you select.' Below the warning box is a button that says '+ Add Another State Return'. Underneath that is a section for 'Minnesota Resident' with a '+ Property Tax Refund' link and a three-dot menu icon. At the bottom right of the main content area is a large green button labeled 'CONTINUE'. At the very bottom of the page, there is a small copyright notice: 'Copyright © 2023 TaxSlayer | [Privacy Policy](#)'.


 **TaxSlayer**





 My Account


 Basic Information

 Federal


 Health Insurance

 **State**

 Summary/Print

 E-file

2022 | AMERICAN PLEDGE

Help & Support 

State Return




If you need to change your state residency status just delete the current return and start again. State forms differ by the type of residency you select.



Add Another State Return

Minnesota
Resident

 Property Tax Refund



Copyright © 2023 TaxSlayer | [Privacy Policy](#)

This will make the return update / recalculate, which might take a few seconds.

There might be some errors for missing information on your federal or state return. Make corrections to fix these.

State Validation Errors

The following state returns will not be sent electronically at this time due to the errors listed below. You may still continue to the e-file process and e-file any other returns you have prepared. However, the returns listed below will NOT be included in the current e-file.

If you are able to fix the problem, please select the 'Make Corrections' button below. Once you have corrected the problems, resubmit your return through the Efile Section.

If the problems indicated are ones that cannot be corrected, you will need to print your state return forms and paper file by mail. You can print your state return(s) by clicking "View Return Summary" from the 1040 Main Menu.

Minnesota

- Spouse Name is required, must be entered on the Federal return.



Note: If you are married you will not be able to e-file your state returns. You can e-file your federal return. See special notes at the end for state paper returns.

There might be some errors for missing information on your federal or state return. Make corrections to fix these if possible.

Errors Concerning Your Federal Return



Something's not quite right

We found an error that needs to be corrected before you can file this return

Click here to try to fix the problem




Our records indicate does not have a valid SSN or ITIN at this time. Select Visit to correct this information.

FIX THIS

You will be unable to EFile your Federal Return if you press continue

BACK



Click here if the problem cannot be fixed.


Note: If you can't fix these problems, you will be required to paper file. Please email us (see the support email address on your "Get Help" page) before you paper file. We may be able to help you fix the problems and e-file.

You'll get the summary screen once there are no errors.

Tax Return Summary



Total Income	\$8,400.00	▼
Adjusted Gross Income	\$8,400.00	▼
Tax and Credits	\$0.00	▼
Total Tax	\$793.00	▼
Payments	\$840.00	▼
Refund	\$47.00	▼
Minnesota Refund	28.00	

 PRINT ▼

[VIEW RETURN](#)

[BACK](#)

[CONTINUE](#)

Before you file, save a copy of your return!

Tax Return Summary



Total Income	\$8,400.00	▼
Adjusted Gross Income	\$8,400.00	▼
Tax and Credits	\$0.00	▼
Total Tax	\$793.00	▼
Payments	\$840.00	▼

Refund

Minnesota Refund

PRINT ▲

Print all

Print Federal


Print State - MN

Print all to save a pdf copy of your entire return.
Keep this for your records.

CONTINUE

You have no errors, and you have printed a copy. Now you're ready to file your return!

Tax Return Summary



Total Income	\$8,400.00	▼
Adjusted Gross Income	\$8,400.00	▼
Tax and Credits	\$0.00	▼
Total Tax	\$793.00	▼
Payments	\$840.00	▼
Refund	\$47.00	▼
Minnesota Refund	28.00	

 PRINT ▼

VIEW RETURN

BACK



Don't miss out.

Unlock access to personalized tax tips, new products and tools, and more ways to receive your refund. Your autograph unlocks:

- ✓ Option to pay with your refund
 - ✓ Personalized tax tips and reminders specific to you
 - ✓ More ways to receive your refund
 - ✓ Access to new tools that make filing faster and easier
 - ✓ Resources to help you manage your financial situation year-round
-



Don't miss this.

Review the legal info below, give us your autograph, and you'll unlock your personalized experience - created just for you.

Please review the information below and sign to agree to the terms and conditions.

Federal law requires this consent form be provided to you. Unless authorized by law, we cannot use your Tax Return Information for purposes other than the preparation and filing of your tax return without your consent.

You are not required to complete this form to engage our tax return preparation services. If you do not want to consent, simply click "Remind me later" at the bottom of the screen. If we obtain your signature on this form by conditioning our services on your consent, your consent will not be valid. Your consent is valid for the amount of time that you specify. If you do not specify the duration of your consent, your consent is valid for one year from the date of signature.

I authorize TaxSlayer to use the Tax Return Information necessary to fulfill the purposes described herein.

PRINT

Ensure the details below are accurate:

Full Name *

Date*

02/11/2024

☐ I am filing a joint return with my spouse.

**You do NOT have to say "YES"
to this and enter your name.**

**Just click "NO, THANKS" and
keep going!**



Ready to file?

If you're done with all the returns you need to file, we can get some final details and finish up!

Are you ready to keep going?

☒ Yes, I'm done with my return(s) and ready to file!

☐ No, I'm not ready.



BACK



CONTINUE

Copyright © 2022 TaxSlayer | [Privacy Policy](#)

The next series of slides walks through what to do if you are getting a refund or owe a payment – for federal and / or your state returns

Skip through to the section(s) that apply to you.

If you are getting a refund for federal and/or state returns

If you only owe tax, please skip to the payment section

If you owe for federal and are getting a state refund, or vice versa, you may need to jump forwards and backwards in these sections.

Let's get a few more details

You're almost ready to file!

1

Federal

\$47

Refund:

\$47

Refund Method: Select method below

Choose how you want to receive your federal refund.

CONTINUE

2

State

3

Products & Services

\$0


4


Sign & File

BACK

Federal Refund Method

How would you like to receive your **\$47** federal refund?

☐
Direct deposit

☐
Mailed check

Select option – we suggest direct deposit

I understand that TaxSlayer has no control over the IRS or the bank and therefore makes no guarantees as to the number of days it takes for you to receive your refund. TaxSlayer will make every effort to expedite your filing process; however, if the IRS delays or holds your refund, TaxSlayer will not be held responsible.

BACK

CONTINUE

Let's get a few more details

You're almost ready to file!

✓

Federal

\$47

Refund:

Refund Method: Direct deposit

Refund:

\$47

[Edit](#)

2

State

Choose how you want to receive your refund and how you want to pay your taxes due.

CONTINUE

3

Products & Services

\$0

4

Sign & File




State will say “No State Returns: if you are not e-filing a state return because you are a married nonresident alien.

BACK

State Refund Method


How would you like to receive your **\$28** Minnesota refund?

☐




Direct deposit

☐



Mailed check


☐



Skip Now / File Later

Select option – we suggest direct deposit

BACK



CONTINUE

If you are getting a property tax refund, you'll be asked about how to receive it.

TaxSlayer <<

- My Account
- Basic Information
- Federal Section**
 - Income
 - Deductions
 - Other Taxes
 - Payments & Estimates
 - Miscellaneous Forms
 - COVID-19 Relief
- Health Insurance
- State Section
- Summary/Print
- E-file
- 2020 Amended Return
- Mailbox
- Settings
- Toolbox
- Save & Log Out

Help & Support

REFUND SUMMARY

Federal	\$1,239
State - MN	\$615

State Refund Method

How would you like to receive your **\$333 MN** Property Tax Credit refund?

☐

Direct deposit

☐

Mailed check

☐

Skip Now / File Later

Select option – we suggest direct deposit

BACK

CONTINUE

Copyright © 2021 TaxSlayer | [Privacy Policy](#)

Remember that property tax refunds don't get sent out until August! If you choose a mailed check, make sure your address will still be good when the check is sent.

Let's get a few more details

You're almost ready to file!

✓	Federal	\$47
	Refund:	\$47
	Refund Method: Direct deposit	
		Edit
✓	State	
	Minnesota	\$28
	Refund Method: Direct deposit	
		Edit
3	Products & Services	\$0
	Next, how do you want to pay for your fees associated with your return?	
	CONTINUE	
4	Sign & File	



BACK

Let's get a few more details

You're almost ready to file!



Federal

\$47

Refund:

Refund Method: Direct deposit

\$47

[Edit](#)



State

Minnesota

Refund Method: Direct deposit

\$28

[Edit](#)



Products & Services

\$0

TaxSlayer Efile

Free

MN Return

Free



Sign & File

There's just a few more things for you to sign and then you'll be done!

CONTINUE

Fees should be \$0!!!

BACK

Let's get a few more details

You're almost ready to file!

✓

Federal

\$47

Refund:

Refund Method: Direct deposit

\$47

[Edit](#)

✓

State

Minnesota

Refund Method: Direct deposit

\$28

[Edit](#)

✓

Products & Services

\$19.95

TaxSlayer Efile

\$19.95

MN Return

Free

[Already have a promo code?](#)

4

Sign & File

There's just a few more things for you to sign and then you'll be done!

CONTINUE

If your fees are not \$0, Select Continue, then Select Back.

That should reset the fees to \$0.

Contact us if you still have issues.

Say yes if you want to invest your refund in U.S. savings bonds. The software will walk you through the steps to do this.

Want to invest your refund?


Do you want to put any of your refund toward savings bonds for yourself or someone else?

☐ Yes



BACK

CONTINUE



Say yes if you want to split your refund among multiple bank accounts.

Federal Direct Deposit Details

Do you want to deposit your full federal amount into a single bank account?

☒ Yes (most common)

☐ No, I want to split my refund between 2-3 bank accounts.

BACK

CONTINUE

Bank Account Info for direct deposit / payment automatic withdrawal

Bank Account Info

Enter your account information below.

Account nickname



Account type



Checking or Savings

Bank routing number



Account number



BACK




CONTINUE

U.S. Bank Accounts ONLY!

You can click to add another bank account if you want. You can split your refund to multiple accounts, or you can send your federal to one account, and your MN to another,

Bank Accounts

 Add another bank

Bank Account

Account type Checking
account

...

BACK

CONTINUE

MN Direct Deposit Details

Which bank account do you want your **\$28** Minnesota refund deposited into?

[Edit Bank Accounts](#)

☐ Bank Account

BACK

CONTINUE

If you owe a payment for federal and/or state returns

If you already entered your refund information,
skip to the final filing steps

If you owe money, now you can choose how you want to pay the tax

Let's get a few more details

You're almost ready to file!

1 **Federal** **-\$103**

Taxes due: **-\$103**

Payment Method: Select method below

Choose how you want to pay your federal amount owed.

CONTINUE

2 **State**

3 **Products & Services** **\$0**

4 **Sign & File**

More info about payments, including if you need to make a change: <https://www.irs.gov/payments/pay-taxes-by-electronic-funds-withdrawal>

Federal Payment Method

How would you like to pay your federal amount due of **\$103**?



Direct debit



Mailed payment

I understand that TaxSlayer has no control over the IRS or the bank and therefore makes no warranties as to the number of days it takes for you to receive your refund. TaxSlayer will make every effort to expedite your filing process; however, if the IRS delays or holds your refund, TaxSlayer will not be held responsible.

BACK

Select option – we suggest direct debit

CONTINUE

Let's get a few more details

You're almost ready to file!

✓

Federal

Taxes due:

Payment Method: Direct debit

-\$103

[Edit](#)

2

State

Choose how you want to receive your refund and how you want to pay your taxes due.

CONTINUE

3

Products & Services

4


Sign & File

State will say “No State Returns: if you are not e-filing the MN return because you are married and your spouse does not have a SSN/ITIN

State Payment Method


How would you like to pay your Minnesota amount due of \$52?

☐




Direct debit

☐



Mailed payment

☐



Skip Now / File Later

BACK

Select option – we suggest direct debit

CONTINUE

If you are getting a property tax refund, you'll be asked about how to receive it. This is always a refund, you will never owe, even if you owe other federal or MN taxes

TaxSlayer <<

- My Account
- Basic Information
- Federal Section**
 - Income
 - Deductions
 - Other Taxes
 - Payments & Estimates
 - Miscellaneous Forms
 - COVID-19 Relief
- Health Insurance
- State Section
- Summary/Print
- E-file
- 2020 Amended Return
- Mailbox
- Settings
- Toolbox
- Save & Log Out

State Refund Method

How would you like to receive your **\$333 MN Property Tax Credit** refund?

☐

Direct deposit

☐

Mailed check

☐

Skip Now / File Later

Select option – we suggest direct deposit

BACK

CONTINUE

Copyright © 2021 TaxSlayer | [Privacy Policy](#)

REFUND SUMMARY

Federal	\$1,239
State - MN	\$615

Remember that property tax refunds don't get sent out until August! If you choose a mailed check, make sure your address will still be good when the check is sent.

Let's get a few more details

You're almost ready to file!

✓

Federal

-\$103

Taxes due: **-\$103**
Payment Method: Direct debit

[Edit](#)

✓

State

Minnesota **-\$52**
Payment Method: Direct debit

[Edit](#)

3

Products & Services

\$0

Next, how do you want to pay for your fees associated with your return?

[CONTINUE](#)

4

Sign & File

State will say "No State Returns: if you are not e-filing the state return because you are a married nonresident alien

Let's get a few more details

You're almost ready to file!

✓	Federal	-\$83	▼
✓	State	-\$67	▼
✓	Products & Services	\$0	▼
4	Finish & File	^	

There's just a few more things for you to sign and then you'll be done!

SIGN AND FILE YOUR RETURN

State will say "No State Returns: if you are not e-filing the state return because you are a married nonresident alien


Fees should be \$0!!!

Select your payment information

With which account would you like to pay your amount due of \$103?



Add a bank account



BACK



Bank Account Info for direct deposit / payment automatic withdrawal

Bank Account Info

Enter your account information below.

Account nickname



Account type



Bank routing number



Account number



BACK



Bank Accounts

My Bank

Account type Checking account

...

BACK

CONTINUE

Select your payment information

With which account would you like to pay your amount due of \$103?

[Edit Bank Accounts](#)

☐ My Bank

BACK

CONTINUE

Confirm payment details

Payment amount *
Amount owed: \$103



Enter Payment amount. If you can't pay it all, pay as much as you can to reduce interest and penalties.

Phone number



Phone Number

Payment date

MM

DD

YYYY



Payment is due 04/15/2024. Pay on or before this date.



*** Note:** If you have selected to mail payment for states, this payment only applies to federal tax due and you must still mail the payment in. If payment amount is less than the amount due, you will have to mail the rest of the payment to the IRS with a payment voucher. Please allow 5 business days for the transaction to post to your account.

If you are receiving a refund from your state and have elected for a direct deposit, this bank account will also be used.

BACK

CONTINUE


MN Direct Debit Details

Which bank account do you want your Minnesota amount due debited from?

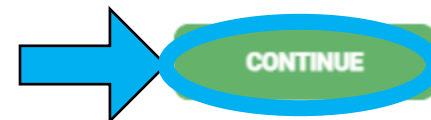
[Edit Bank Account](#)



My Bank



BACK



CONTINUE

There may be no option to select an amount other than what you owe. If you cannot pay the full amount, do not select direct debit for your payment. Go back and select mailed payment, and then you can either mail a check. Depending on the state, you may also be able to pay a different amount electronically on the state's website.

Confirm payment details for Minnesota

Payment amount *

Amount owed: \$52

Payment date

MM ▼	DD ▼	YYYY ▼
------	------	--------

Payment is due 04/15/2024. Pay on or before this date.

BACK

CONTINUE

Final Filing Steps

For all returns – whether you owe or get a refund

ID Information



do not wish to provide

☐ ID was NOT issued by the United States of America

ID type

-Please select-

Issuer

-Please select-

ID Number

Issue date

MM

DD

YYYY

Expiration date

MM

DD

YYYY

☐ No expiration date

Citizenship

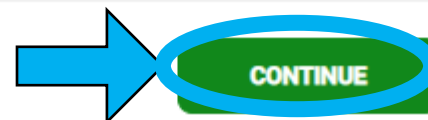
-Please select-

This step is intended to help prevent identity theft.

Your choice:

- Click I do not wish to provide
- Enter ID information if you want
 - You can enter passport information if you want
 - You might not have any of these ID types. Just say “I do not wish to provide” if this applies to you.

BACK



CONTINUE

If you e-filed your return last year and you want to e-file this year, you must enter either:

- Your 2021 AGI
- Your 2022 PIN

Lisa, we need the adjusted gross income (AGI) from your 2022 return. Do you have access to it?

The IRS requires this information to confirm your identity when you file.

- ☐ Yes, I have my 2022 tax return with me.
- ☐ No, I can't locate my 2022 tax return.
- ☐ No, I didn't file a 2022 tax return.



BACK

CONTINUE

Select whichever applies.

If you say “yes” you e-filed, and “no” you do not have access to your return

No worries - you can use your Self-Select PIN from last year's return instead




This is a 5-digit PIN that you created last year. We don't have access to it.
This PIN must be correct for the IRS to accept your return.


Primary taxpayer - NRV TAP TaxAssistance

2021 5-digit self-select PIN *

Guessing will cause the IRS to reject your return.



CANCEL



If don't remember your PIN and you e-filed last year, then you will need to get a copy of your return to find your AGI.

If you say “yes” you e-filed, and “yes” you have access to your return

Lisa, which type of tax return did you file last year?

Look for the form name in the top-left corner of your federal return.

☐ 1040

☐ 1040NR

☐ 1040X

☐ 1040SR

Select whichever applies – it will probably be 1040NR, but enter whatever you actually filed.

CANCEL

CONTINUE

Enter your 2022 Adjusted Gross Income (AGI)



Located on last year's tax return (Line 11 Form 1040NR)

This amount is used by the IRS to confirm your identity. It must be correct for your return to be accepted.

Primary taxpayer - Lisa Hui

2022 Adjusted Gross Income (AGI) *

Located on line 11 of your 2022 form 1040NR. Round to the closest dollar if your AGI includes cents.



CANCEL



CONTINUE

Double check your prior year AGI

This number must be accurate for the IRS to accept your return. To be sure, confirm your AGI below, then select Continue.

Primary taxpayer - Lisa Hui

2022 Adjusted Gross Income (AGI) *

Located on line 11 of your 2022 form 1040NR. Round to the closest dollar if your AGI includes cents.



CANCEL

This is one of the most common reasons why e-file returns get rejected, so check it twice!




If you say “no” you didn’t e-file, you either did paper or didn’t file at all you jump straight to this screen. If you did e-file and you say “no”, your return may be rejected.

Now, create a Self-Select PIN for this year


Create a 5-digit PIN for this year’s tax return. We’ll import it for you when you file next year.

*You may be asked for this PIN in the future so the IRS can confirm your identity. We recommend making note of your PIN and keeping track of it.

Taxpayer’s 5-digit PIN *



CANCEL



Pick any PIN you want, try to make it something you can easily remember like your zipcode.

Note: The PIN cannot begin with a 0.

Let's get a few more details

You're almost ready to file!

✓	Federal	\$47
	Refund:	\$47
	Refund Method: Direct deposit	
		Edit

✓	State	
	Minnesota	\$28
	Refund Method: Direct deposit	
		Edit

✓	Products & Services	\$0
	TaxSlayer Efile	Free
	MN Return	Free

✓	Sign & File	
---	------------------------	--

You're all set to file!

SIGN AND FILE YOUR RETURN

[Edit](#)

This is it!!!
Click to sign
and e-file your
return!

Need to change
something? Edit to
fix it before it is too
late!



Last step!

Select File Now to submit your return(s).

BACK

FILE NOW

Copyright © 2021 TaxSlayer | [Privacy Policy](#)


Congratulations

Your tax return has been e-filed

Thank you for trusting us to handle your tax return. Now, we will take you back to My Account to review your e-file status and any messages about your return. Don't forget to tell your friends how easy it was to slay your taxes with TaxSlayer!

TaxSlayer is not involved in the distribution of stimulus payments. The IRS determines who qualifies and sends payments via direct deposit or mailed check (depending on what you provided on your tax return). See more information regarding stimulus payments and COVID-19 economic relief [here](#).

GO TO MY ACCOUNT



Welcome back! Your 2023 tax return has been e-filed.



ACCESS MY RETURN

RETURN	STATUS	REFUND AMOUNT
Federal	Sent	\$472.00
MNM1PR	Sent	\$468.00
Minnesota	Sent	\$216.00

VIEW DETAILS

CONGRATULATIONS!

- You have filed your federal and state tax returns!
- You will need to log back into TaxSlayer to check that your e-file return has been accepted.
 - It should take 10 minutes – 24 hours for your federal return.
 - It should take 1-2 days for your state return after your federal is accepted.
- If your return is rejected, TaxSlayer will give you a reject code and message that will tell you why the return was rejected.
 - You can try to fix that issue and resubmit your return.
 - It's common for a return to be rejected if your name or date of birth don't match what the IRS has (check your return from last year), if there is a typo in the return (check your income documents), or if your entry for the AGI doesn't match.
 - You can try to fix the reject error and resubmit your return multiple times
 - If you try several times and can't fix the problem, try emailing us (see the support email address on your "Get Help" page) and we can try to help you fix the issue.
 - Please send us a screenshot of the reject reason details to help us understand the issue.
 - If you get the message that you must file by paper then you will not be able to e-file, and must submit a paper return.

After your return has been accepted

- Check federal refund status:
 - <https://www.irs.gov/refunds>
- Check state income tax refund status:
 - MN: <https://www.revenue.state.mn.us/wheres-my-refund>
 - PA: <https://mypath.pa.gov/>
 - NC: <https://www.ncdor.gov/refund#Tab-WheresMyRefund-658>
 - CA: <https://www.ftb.ca.gov/refund/index.asp>
 - MD: <https://interactive.marylandtaxes.gov/indiv/refundstatus/home.aspx>

If you need to mail in your state Income Tax Return, see our Paper Filing Instructions

Each state has different requirements, and we go through each of them in that guide.

Thank-you for filing your taxes with us!

We offer free tax preparation help to individuals with a school, nonprofit, or government email address.

Please share our website with others so they can get free tax help, too!

<https://www.nrtaxhelp.org/>